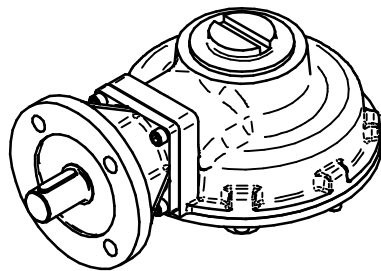
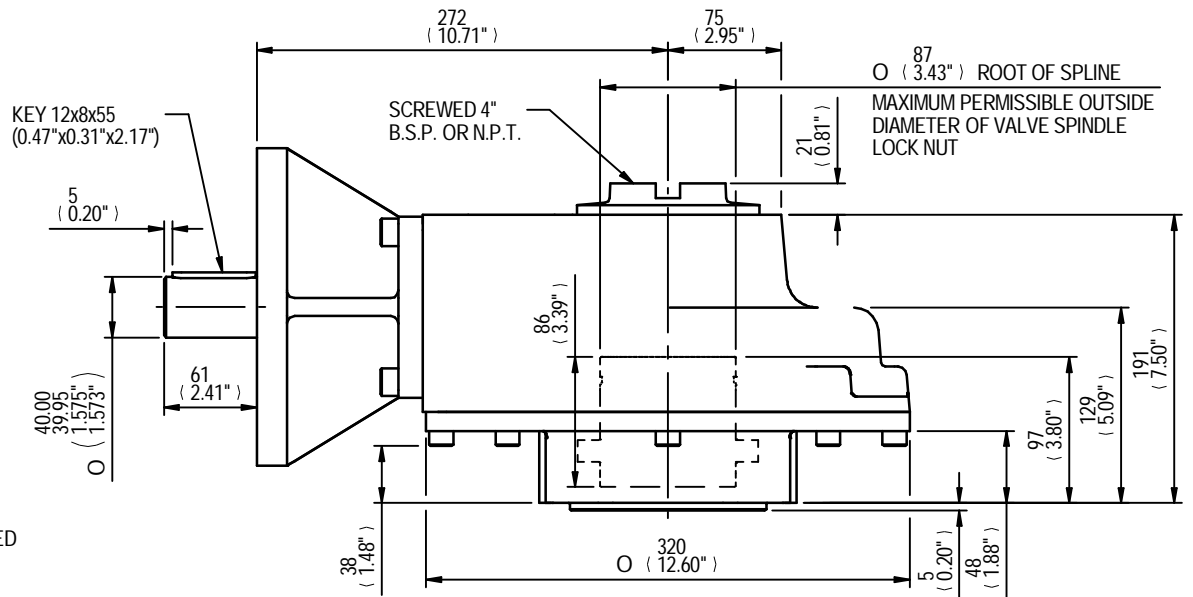
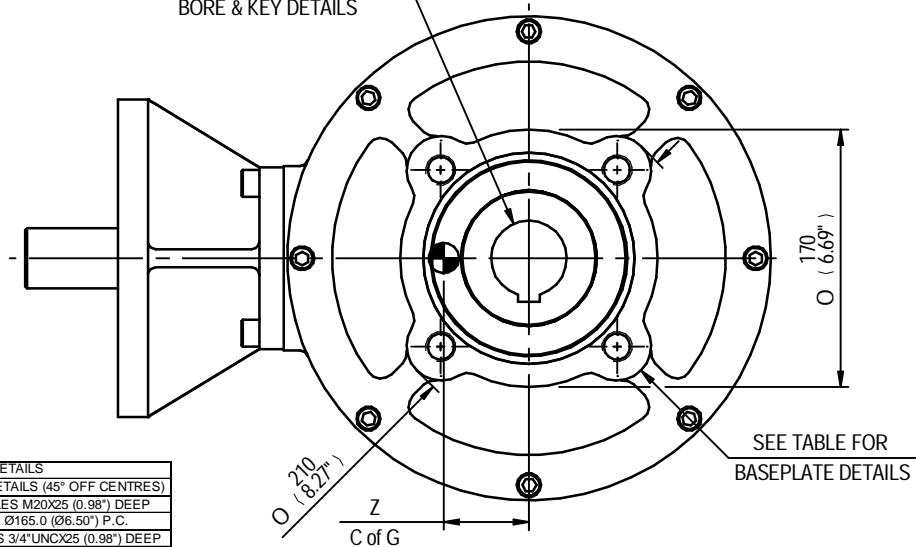


MOUNTING HOLES CAN BE POSITIONED ON CTRS BY REMOVING 8 BOLTS INDICATED AND REPOSITIONING



SEE TABLE FOR BORE & KEY DETAILS



RATIO	M.A.	C.O.G			MAX OUTPUT TORQUE Nm (lbs-ft)
		X	Y	Z	
3	2.55	0	36	56	2033 (1500)
4	3.40	0	36	55	2033 (1500)
6	5.10	0	36	54	1627 (1200)

MAX BORE SQ KEY			MAX BORE RECTANGULAR KEY			MAX STEM SCREW ACCEPTANCE DIA
STD	BORE	KEY	STD	BORE	KEY	
BS4235	-	-	BS4235	68.0	20X12	73(2.750")
BS46	2.500"	5/8" SQ	BS46	2.625"	3/4"X1/2"	
ANSI B17.1	2.500"	5/8" SQ	ANSI B17.1	2.625"	5/8"X7/16"	

	INPUT FLANGE DETAILS					KEY
	FLANGE	SHAFT	RECESS	RECESS	HOLE DETAILS	
	O/DIA. & THICKNESS	DIA.	DIA.	DEPTH	45°(OFF CENTRES) DETAILS	
ISO F16	Ø210 x 20	Ø40.00-0.05	Ø130.05+0.05	5	4 HOLES Ø20.5 (Ø0.81")	12x8x55
	(Ø8.27" x 0.79")	(Ø1.575"-0.002")	(Ø5.120"+0.002")	(0.20")	ON Ø165.0 (Ø6.50") P.C	(0.47"x0.31"x2.17")
FA16	Ø210 x 20	Ø40.00-0.05	Ø126.92+0.05	5	4 HOLES Ø20.5 (Ø0.81")	12x8x55
	(Ø8.27" x 0.79")	(Ø1.575"-0.002")	(Ø4.997"+0.002")	(0.20")	ON Ø165.0 (Ø6.50") P.C	(0.47"x0.31"x2.17")

	BASEPLATE DETAILS	
	SPIGOT DIA.	HOLE DETAILS (45° OFF CENTRES)
	O/DIA. & THICKNESS	4 HOLES M20X25 (0.98") DEEP
ISO F16	Ø129.95-0.05	ON Ø165.0 (Ø6.50") P.C.
	(Ø5.116"-0.002")	ON Ø165.0 (Ø6.50") P.C.
FA16	Ø126.87-0.25	4 HOLES 3/4"UNCX25 (0.98") DEEP
	(Ø4.995"-0.010")	ON Ø165.1 (Ø6.50") P.C.

**rotork
gears**

**IB8 GEARBOX
F16/FA16 INPUT F16/FA16 OUTPUT**

DETAILS SUBJECT TO CHANGE WITHOUT PRIOR NOTICE

FOR UP TO DATE DETAILS VISIT www.rotork.com

APPROX WEIGHT 53.7 kg

DRAWING No	PUBIB8-F16-F16	Regina House Ring Road Bramley Leeds LS134ET United Kingdom
ISSUE	A	
DATE	09/05/2011	