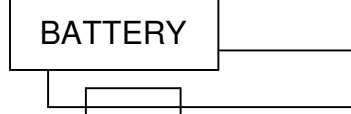


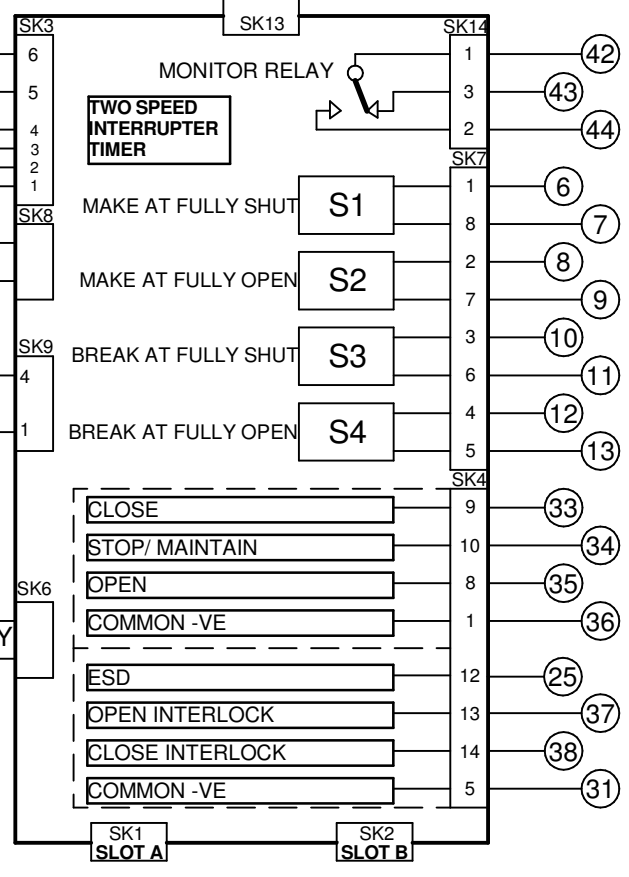
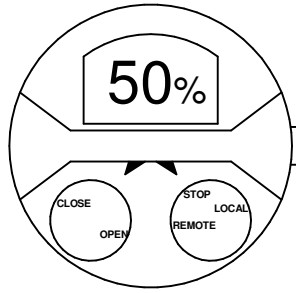
FOR TYPICAL REMOTE CONTROL DETAILS, SEE DOCUMENT
RWS100

TRANSFORMER TAPPING OPTIONS	
Tap	Nominal 50/60Hz
TYPE 1	
W	220/230
X	380/400
Y	400,415/420
Z	440/460
FUSE FS 1=250mA ANTI-SURGE	
TYPE 2	
W	346/380
X	480/500
Y	240/240
Z	550/575
FUSE FS 1=250mA ANTI-SURGE	
TYPE 3	
X	660/660-690
Y	690/-
FUSE FS 1=150mA ANTI-SURGE	

REFER TO SHEET 2 FOR NOTES & OPTION PCB'S IF FITTED



FS2 (IF FITTED) 100mA



Iss	Date	Chkd	Revision Details
3	160614	MR	400v added to type 1 tapping Y. Note added to sheet 2 note 1.
4	020916	PW	Updated page2 to show correct termination SW1
5	230718	PJW	PROFIBUS PUB SHT2 UPDATED WAS PUB008-005
6	260918	DH	'TERMINATION' removed from SW1 on Sht 2.

www.rotork.com

ROTORK CONTROLS LTD
BATH, BA1 3JQ
ENGLAND
Tel:01225-733200

ROTORK CONTROLS INC
ROCHESTER
NY 14624, USA
Tel:585-247-2304

IQ + SINGLE CHANNEL PROFIBUS MODULE AND PROFIBUS DISCONNECT & 2 SPEED TIMER

Drawn by: PJW
Date : 181212
Base WD: 100P2005
Job No : - -
MI No : - -

Circuit Diagram Number
100P2005

Issue No
6

Sheet
1
of 2

B1	C1	B2	C2						
----	----	----	----	--	--	--	--	--	--

