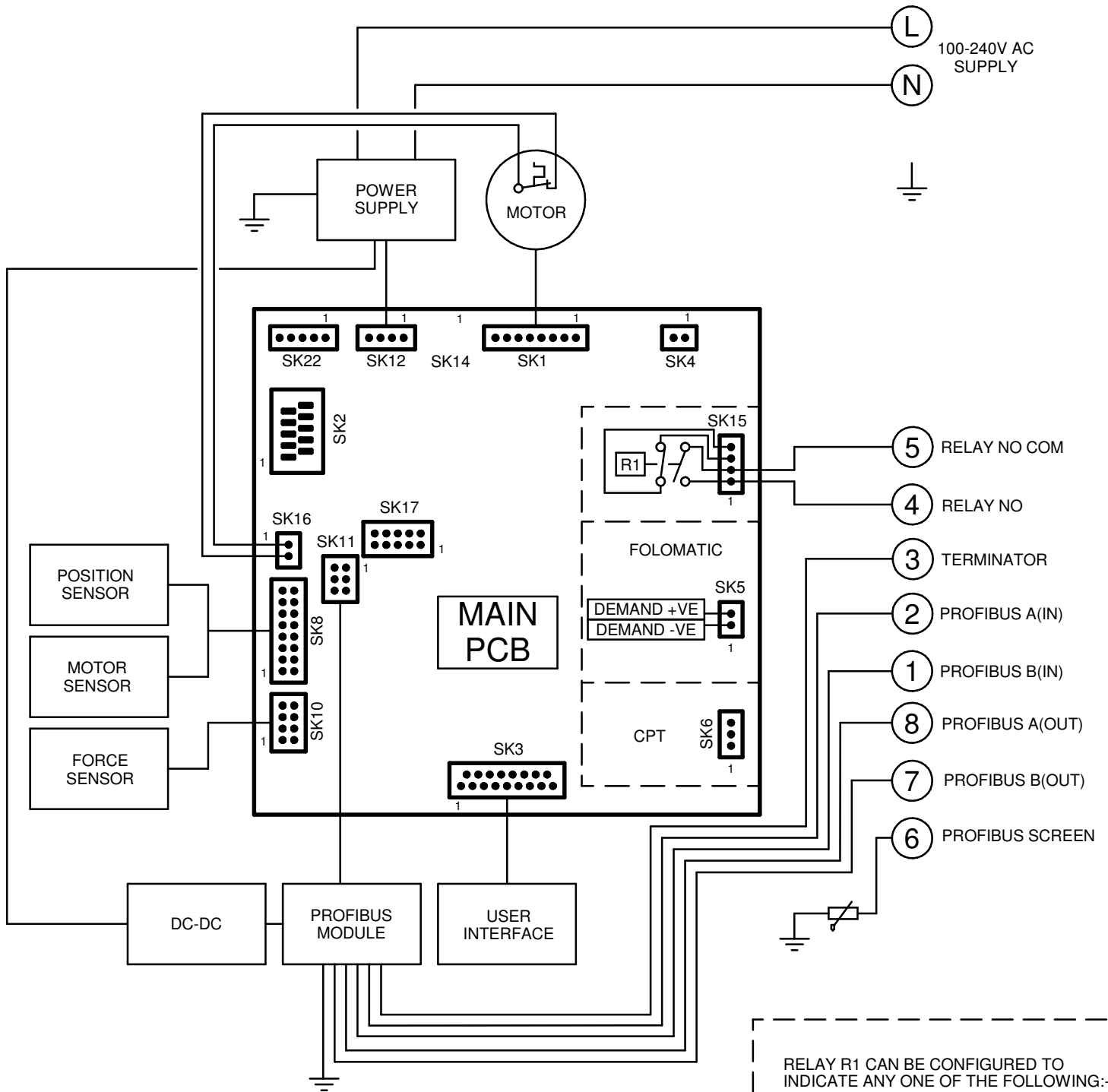



CIRCUIT DRAWN WITH  
POWER SUPPLY OFF



RELAY R1 CAN BE CONFIGURED TO INDICATE ANY ONE OF THE FOLLOWING:-


- 0 DISABLED
- 1 REMOTE CONTROL AVAILABLE
- 2 FAULT
- 3 FULLY OPEN
- 4 FULLY CLOSED
- 5 FORCE TRIP OPENING
- 6 FORCE TRIP CLOSING
- 7 FORCE TRIP ANY POSITION
- 8 FAILSAFE OPERATION

UPS SOCKET FOR  
CVL5000 / CVQ6000



SK22

CVL1000/1500/5000/  
CVQ2400/6000  
RESISTOR PACK  
FITTED TO SK4 IF NO  
SOLINOID FITTED.



SK4 LOAD RESISTOR.

WHEN MANUAL  
OVERRIDE IS FITTED  
MOTOR DISABLE  
SWITCH FITTED IN  
SERIES WITH  
THERMOSTAT (SK16)

Iss	Date	Chkd	Revision Details
1	060809 DA	AW	First Issue.
2	190312 PMJ	PJW	NOTES ADDED + SK22.
3	120615 PMJ	TH	DC-DC MODULE REMOVED DUE TO NEW CP CARD.
4	110719 PJW	PMJ	TERMINAL 3 AND DC-DC MODULE ADDED REMOVED IN ERROR

**www.rotork.com**

ROTORK CONTROLS LTD  
BATH, BA1 3JQ  
ENGLAND  
Tel:01225-733200

ROTORK CONTROLS INC  
ROCHESTER  
NY 14624, USA  
Tel:585-247-2304

CVA, A/C SUPPLY, N/O CONTACT,  
PROFIBUS INTERFACE

Drawn by: D.Adams  
Date : 060809  
Base WD: C00-90  
Job No : - -  
MI No : - -

Circuit Diagram No	Issue No
C00-90	4