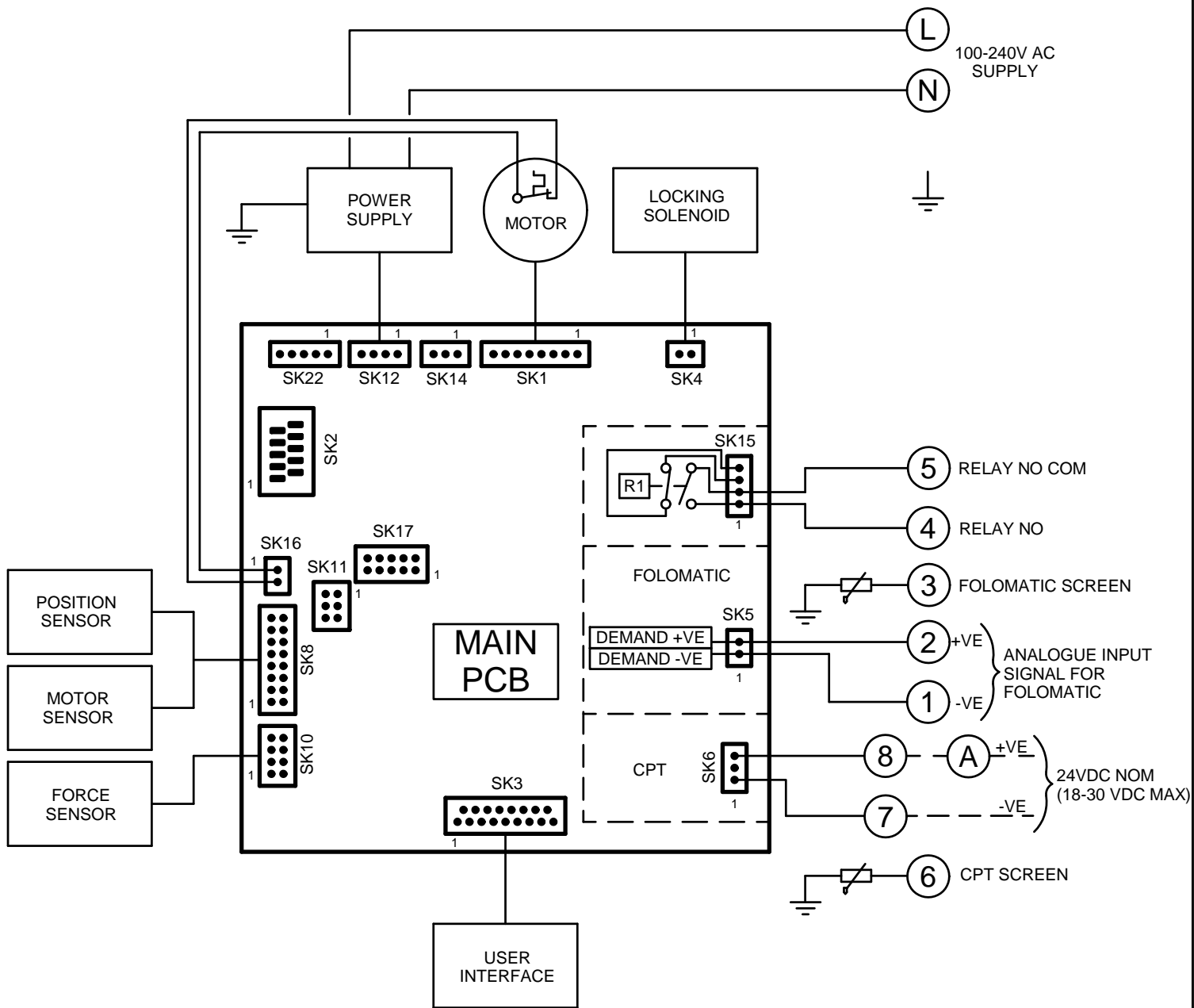




CIRCUIT DRAWN WITH  
POWER SUPPLY OFF



RELAY R1 CAN BE CONFIGURED TO INDICATE ANY ONE OF THE FOLLOWING:-

- 0 DISABLED
- 1 REMOTE CONTROL AVAILABLE
- 2 FAULT
- 3 FULLY OPEN
- 4 FULLY CLOSED
- 5 FORCE TRIP OPENING
- 6 FORCE TRIP CLOSING
- 7 FORCE TRIP ANY POSITION
- 8 FAILSAFE OPERATION

<p>UPS SOCKET FOR CVL5000 / CVQ6000</p>  <p>SK22</p>	<p>CVL1000/1500/5000/ CVQ2400/6000 RESISTOR PACK FITTED TO SK4 IF NO SOLENOID FITTED.</p>  <p>SK4 LOAD RESISTOR.</p>	<p>WHEN MANUAL OVERRIDE IS FITTED MOTOR DISABLE SWITCH FITTED IN SERIES WITH THERMOSTAT (SK16)</p>
---	---	--

Iss	Date	Chkd	Revision Details
3	190312 PMJ	PJW	NOTES ADDED + SK22.
2	280909 BJS	AGM	Voltage source added for CPT.
1	091009 PMJ	PJW	First Issue.

**www.rotork.com**

<p>ROTORK CONTROLS LTD BATH, BA1 3JQ ENGLAND Tel:01225-733200</p>	<p>ROTORK CONTROLS INC ROCHESTER NY 14624, USA Tel:585-247-2304</p>
---	---

CVA, A/C SUPPLY, N/O CONTACT, LOCK SOLENOID + MOR.	
<p>Drawn by: P.Johns Date : 091009 Base WD: C02-00 Job No : -- MI No : --</p>	<p>Circuit Diagram No <b>C02-00</b> Issue No <b>3</b></p>