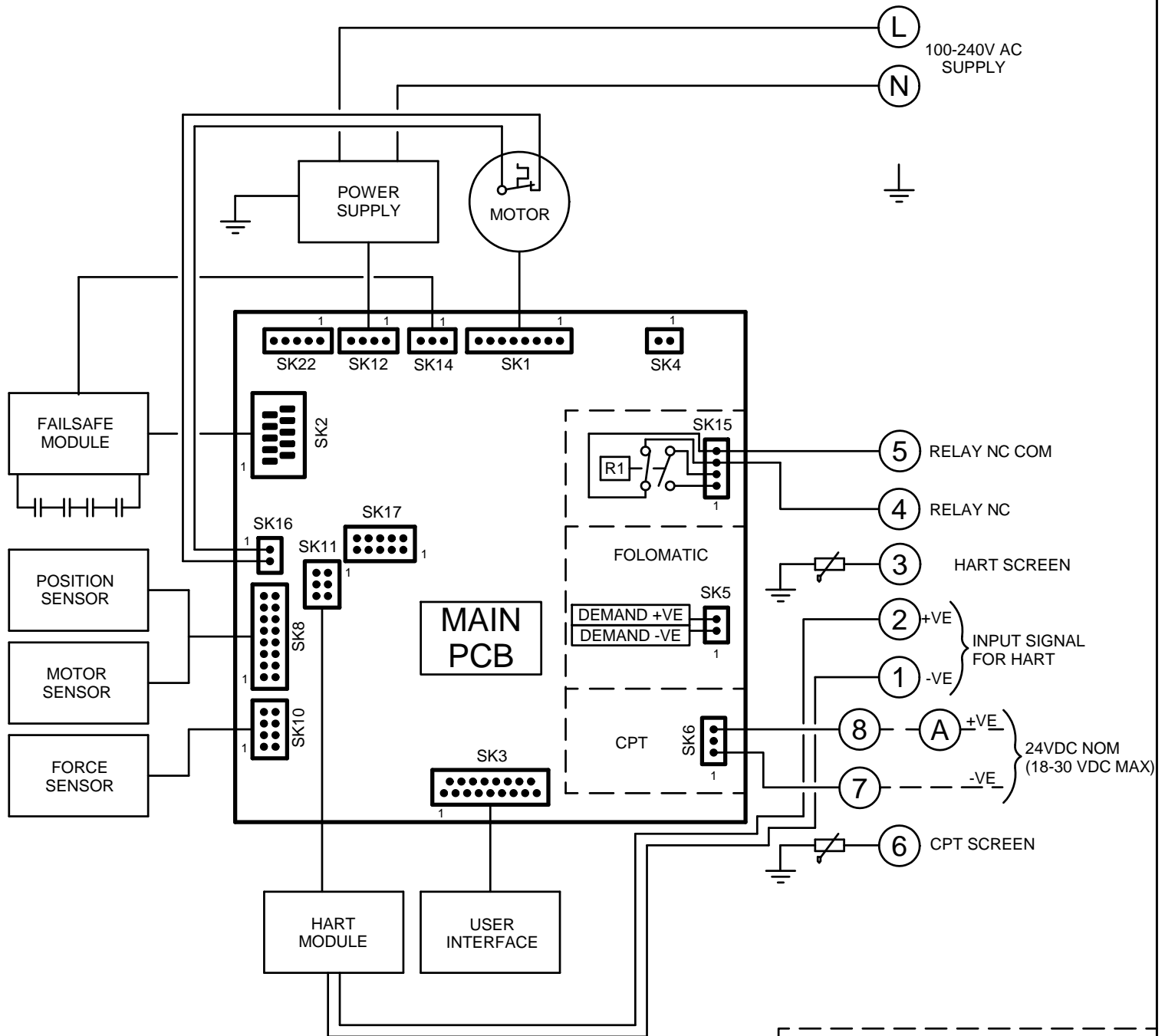




CIRCUIT DRAWN WITH  
POWER SUPPLY OFF



RELAY R1 CAN BE CONFIGURED TO INDICATE ANY ONE OF THE FOLLOWING:-

- 0 DISABLED
- 1 REMOTE CONTROL AVAILABLE
- 2 FAULT
- 3 FULLY OPEN
- 4 FULLY CLOSED
- 5 FORCE TRIP OPENING
- 6 FORCE TRIP CLOSING
- 7 FORCE TRIP ANY POSITION
- 8 FAILSAFE OPERATION

<p>UPS SOCKET FOR CVL5000 / CVQ6000</p>  <p>SK22</p>	<p>CVL1000/1500/5000/ CVQ2400/6000 RESISTOR PACK FITTED TO SK4 IF NO SOLINOID FITTED.</p>  <p>SK4 LOAD RESISTOR.</p>	<p>WHEN MANUAL OVERRIDE IS FITTED MOTOR DISABLE SWITCH FITTED IN SERIES WITH THERMOSTAT (SK16)</p>
---	---	--

Iss	Date	Chkd	Revision Details	<b>www.rotork.com</b>		CVA, A/C SUPPLY, N/C CONTACT, HART & FAILSAFE.					
5	190312 PMJ	PJW	NOTES ADDED + SK22.	ROTORK CONTROLS LTD BATH, BA1 3JQ ENGLAND Tel:01225-733200		Drawn by: D.Adams Date : 081008 Base WD: C21-10 Job No : -- MI No : --					
4	220710 PJW	JC1	Hart Connection Detail Corrected.					ROTORK CONTROLS INC ROCHESTER NY 14624, USA Tel:585-247-2304		Circuit Diagram No <b>C21-10</b>	Issue No <b>5</b>
3	280909 BJS	AGM	Voltage source added for CPT.								