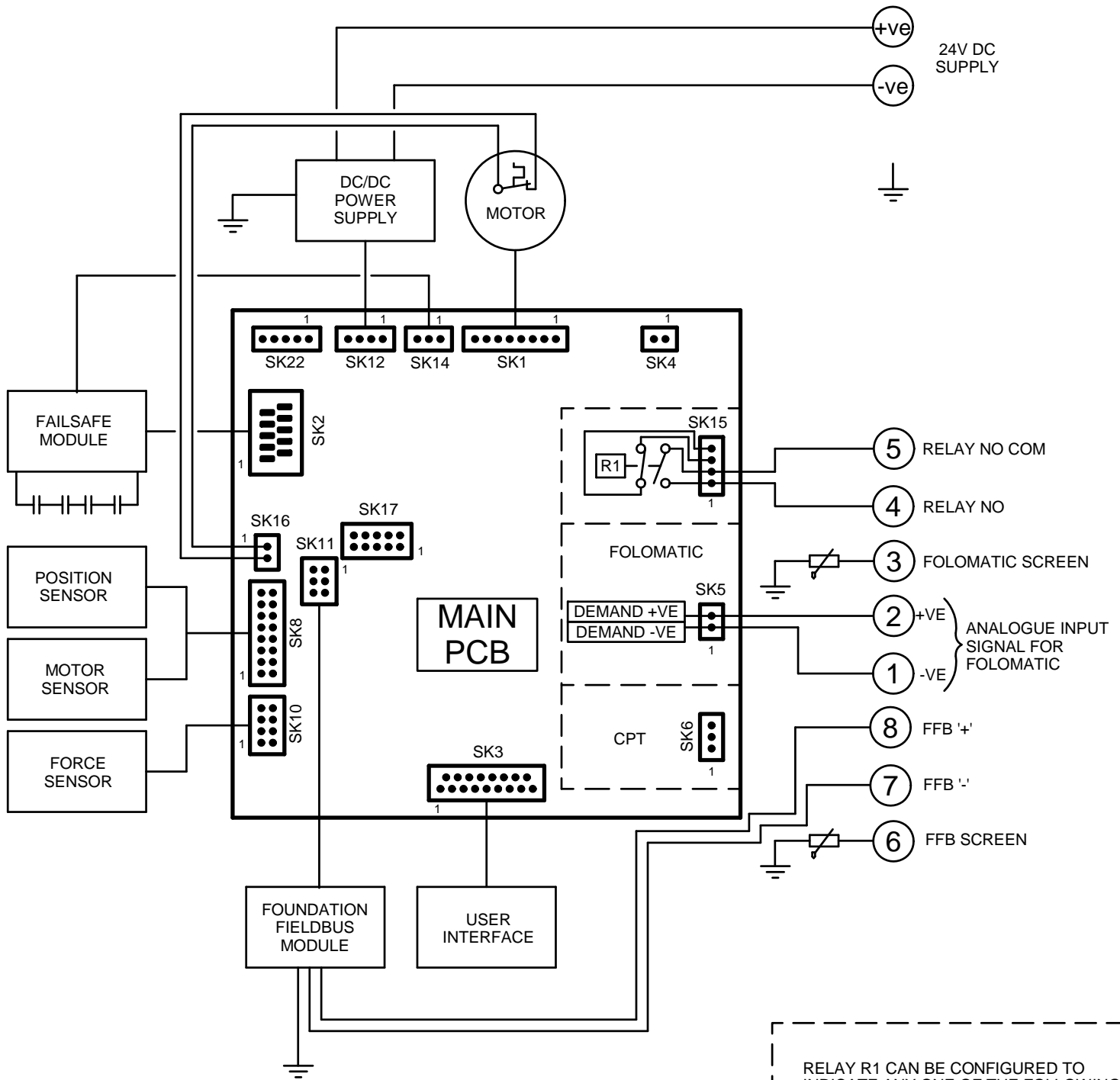




CIRCUIT DRAWN WITH  
POWER SUPPLY OFF



RELAY R1 CAN BE CONFIGURED TO INDICATE ANY ONE OF THE FOLLOWING:-

- 0 DISABLED
- 1 REMOTE CONTROL AVAILABLE
- 2 FAULT
- 3 FULLY OPEN
- 4 FULLY CLOSED
- 5 FORCE TRIP OPENING
- 6 FORCE TRIP CLOSING
- 7 FORCE TRIP ANY POSITION
- 8 FAILSAFE OPERATION

UPS SOCKET FOR CVL5000 / CVQ6000   SK22	CVL1000/1500/5000/ CVQ2400/6000 RESISTOR PACK FITTED TO SK4 IF NO SOLINOID FITTED.   SK4 LOAD RESISTOR.	WHEN MANUAL OVERRIDE IS FITTED MOTOR DISABLE SWITCH FITTED IN SERIES WITH THERMOSTAT (SK16)
---	--	--

Iss	Date	Chkd	Revision Details
2	190312 PMJ	PJW	NOTES ADDED + SK22.
1	090910 PMJ	PJW	FIRST ISSUE.

**www.rotork.com**

ROTORK CONTROLS LTD BATH, BA1 3JQ ENGLAND Tel:01225-733200	ROTORK CONTROLS INC ROCHESTER NY 14624, USA Tel:585-247-2304
---	---

CVA, D/C SUPPLY, N/O CONTACT, FAILSAFE & FOUNDATION FIELDBUS	
Drawn by: P.JOHN Date : 090910 Base WD: C30-80 Job No : -- MI No : --	Circuit Diagram No <b>C30-80</b> Issue No <b>2</b>