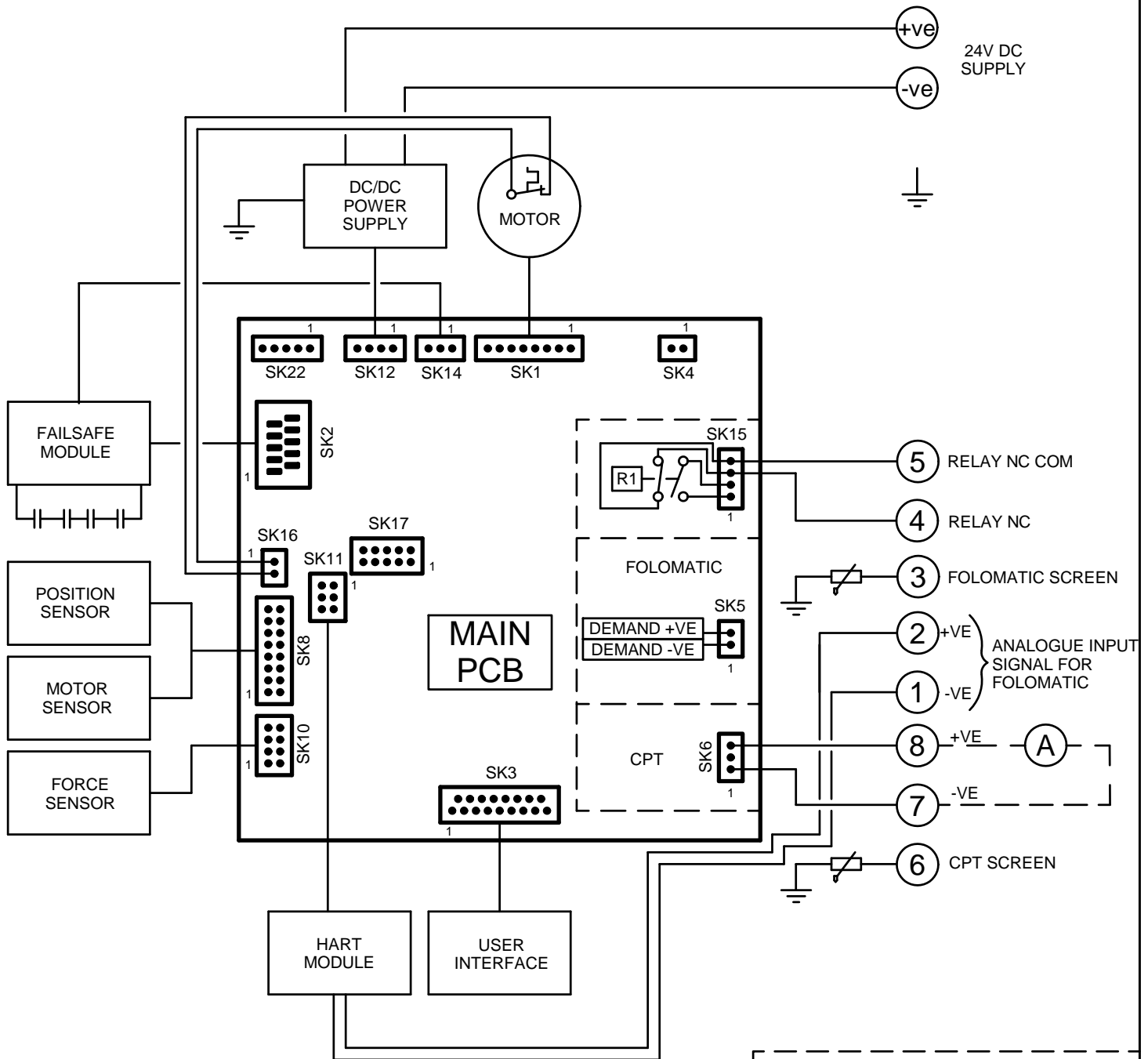




CIRCUIT DRAWN WITH
POWER SUPPLY OFF



RELAY R1 CAN BE CONFIGURED TO INDICATE ANY ONE OF THE FOLLOWING:-

- 0 DISABLED
- 1 REMOTE CONTROL AVAILABLE
- 2 FAULT
- 3 FULLY OPEN
- 4 FULLY CLOSED
- 5 FORCE TRIP OPENING
- 6 FORCE TRIP CLOSING
- 7 FORCE TRIP ANY POSITION
- 8 FAILSAFE OPERATION

UPS SOCKET FOR CVL5000 / CVQ6000  SK22	CVL1000/1500/5000/ CVQ2400/6000 RESISTOR PACK FITTED TO SK4 IF NO SOLINOID FITTED.  SK4 LOAD RESISTOR.	WHEN MANUAL OVERRIDE IS FITTED MOTOR DISABLE SWITCH FITTED IN SERIES WITH THERMOSTAT (SK16)
-------------------------------------------------------------------------------------------------------------------------------------	--------------------------------------------------------------------------------------------------------------------------------------------------------------------------------------------------------------	------------------------------------------------------------------------------------------------------------

Iss	Date	Chkd	Revision Details
2	190312 PMJ	PJW	NOTES ADDED + SK22.
1	010212	JC1	First Issue.

www.rotork.com

ROTORK CONTROLS LTD BATH, BA1 3JQ ENGLAND Tel:01225-733200	ROTORK CONTROLS INC ROCHESTER NY 14624, USA Tel:585-247-2304
---------------------------------------------------------------------	-----------------------------------------------------------------------

CVA, D/C SUPPLY, N/C CONTACT & FAILSAFE HART.	
Drawn by: PJW Date : 010212 Base WD: C31-10 Job No : -- MI No : --	Circuit Diagram No C31-10 Issue No 2