

NOTES:

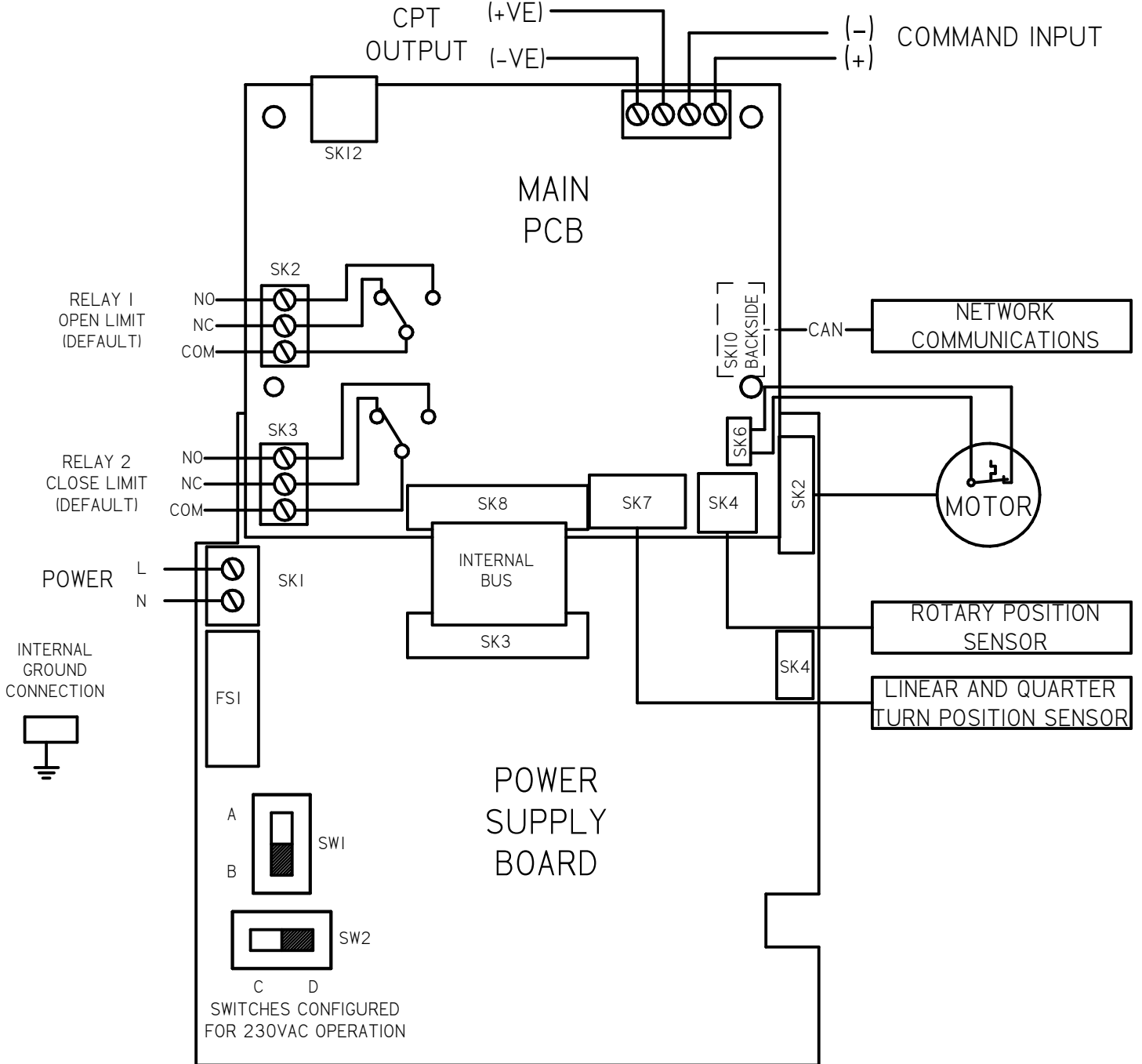
- 4-20 mA OUTPUT, 24VDC NOMINAL, (18-30 VDC MAX)
- SEE ADDITIONAL PAGES FOR COMMUNICATIONS W/D IF ATTACHED

SHT  
1 OF 2

**A**

M00-M0

REV  
**C**



INPUT VOLTAGE	SW1	SW2
110 VAC	A	C
115 VAC	A	D
208 VAC	B	C
230 VAC	B	D

SWITCHES CONFIGURED FOR 230VAC OPERATION

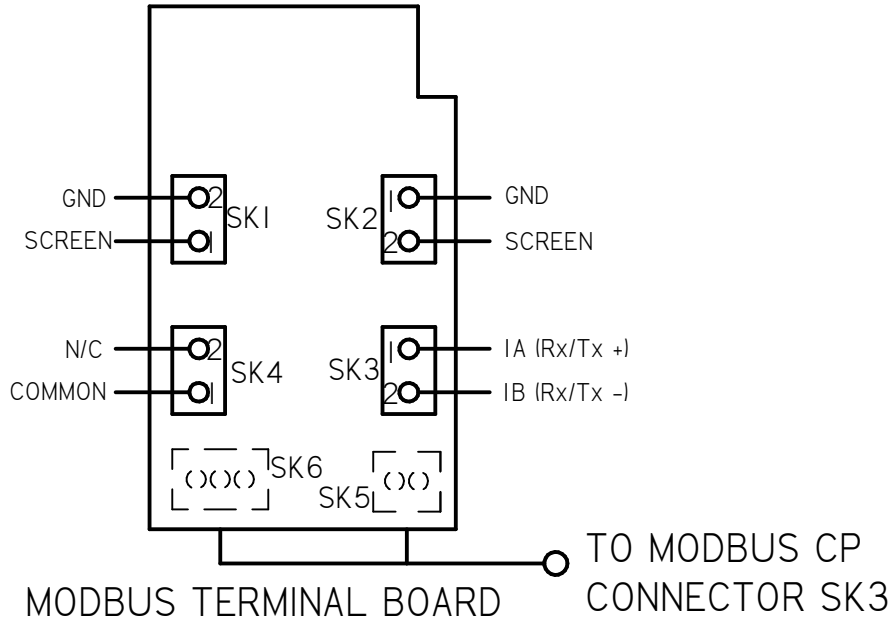
B	ECR 17920. UPDATED TITLE	GVM 3-8-13
C	ECR 18062. PSB: SK1 UPDATED, SK4 MOVED	GVM 11-4-14
REV	DESCRIPTION	DATE

<p><b>TOLERANCES</b> UNLESS OTHERWISE SPECIFIED .XX = ±.02    XXX = ±.005    ANGULAR ±1°</p>		
<p>SCALE: <b>NTS</b></p>		
DRAWN: <b>GVM</b>	PROD. DV.	PROD. ENG. <b>CHK</b>
DATE: <b>2-8-13</b>	DATE:	DATE: <b>2-8-13</b>

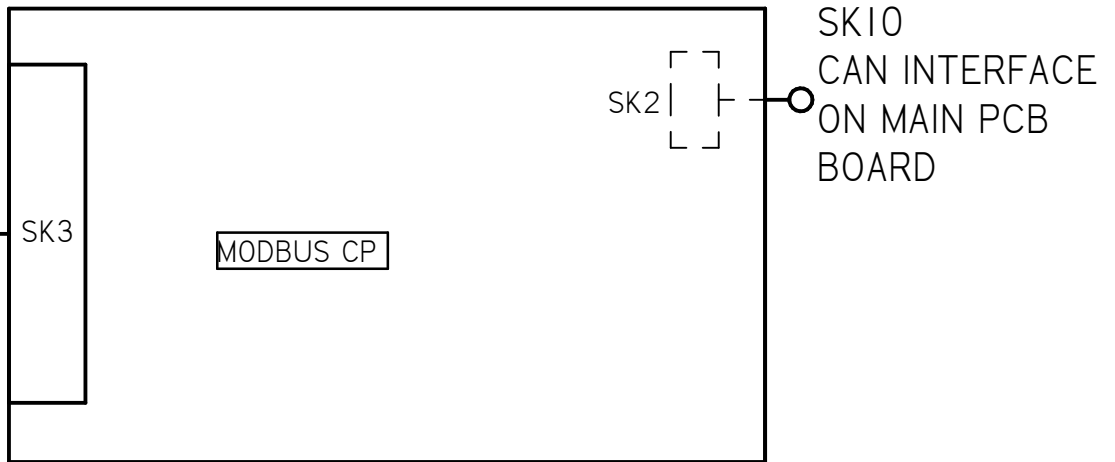
**rotork**  
Process Controls  
MILWAUKEE, WISCONSIN, USA

This print is the property of Rotork Process Controls and is loaned in confidence subject to return. All rights to design or invention are reserved.

<p>TITLE : <b>CMA WIRING DIAGRAM</b></p>		
<p>FOR : AC POWER OPERATION MODBUS SINGLE CHANNEL TERMINAL CONNECTIONS</p>		
SHT 1 OF 2	<b>A</b>	<b>M00-M0</b>




CONNECT TO  
TERMINAL BOARD  
SK5 & SK6



B	ECR 17920. UPDATED TITLE	GVM 3-8-13
C	ECR 18062. PSB: SK1 UPDATED, SK4 MOVED	GVM 11-4-14
REV	DESCRIPTION	DATE

<b>TOLERANCES</b> UNLESS OTHERWISE SPECIFIED .XX = ±.02    XXX = ±.005    ANGULAR ±1°		
SCALE: <b>NTS</b>		
DRAWN: <b>GVM</b>	PROD. DV.	PROD. ENG. <b>CHK</b>
DATE: <b>2-8-13</b>	DATE:	DATE: <b>2-8-13</b>

  
**Process Controls**  
 MILWAUKEE, WISCONSIN, USA

This print is the property of Rotork Process Controls and is loaned in confidence subject to return. All rights to design or invention are reserved.

TITLE : <b>CMA WIRING DIAGRAM</b>		
FOR : AC POWER OPERATION MODBUS SINGLE CHANNEL TERMINAL CONNECTIONS		
SHT 2 OF 2	<b>A</b>	<b>M00-M0</b>