

NOTES:

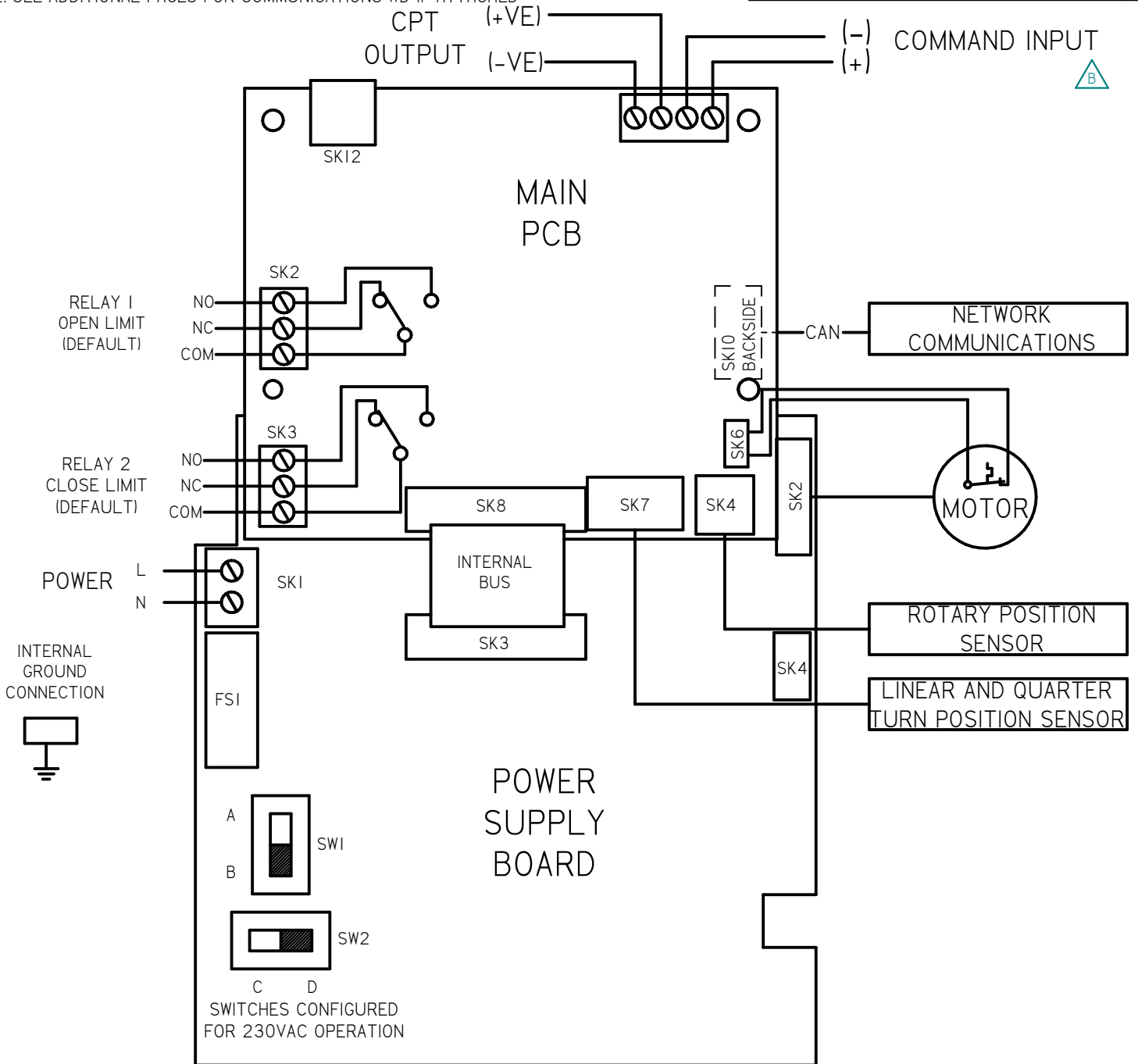
- 4-20 mA OUTPUT, 24VDC NOMINAL, (18-30 VDC MAX)
- SEE ADDITIONAL PAGES FOR COMMUNICATIONS W/D IF ATTACHED

SHT
1 OF 2

A

M00-P0

REV
C



INPUT VOLTAGE	SW1	SW2
110 VAC	A	C
115 VAC	A	D
208 VAC	B	C
230 VAC	B	D

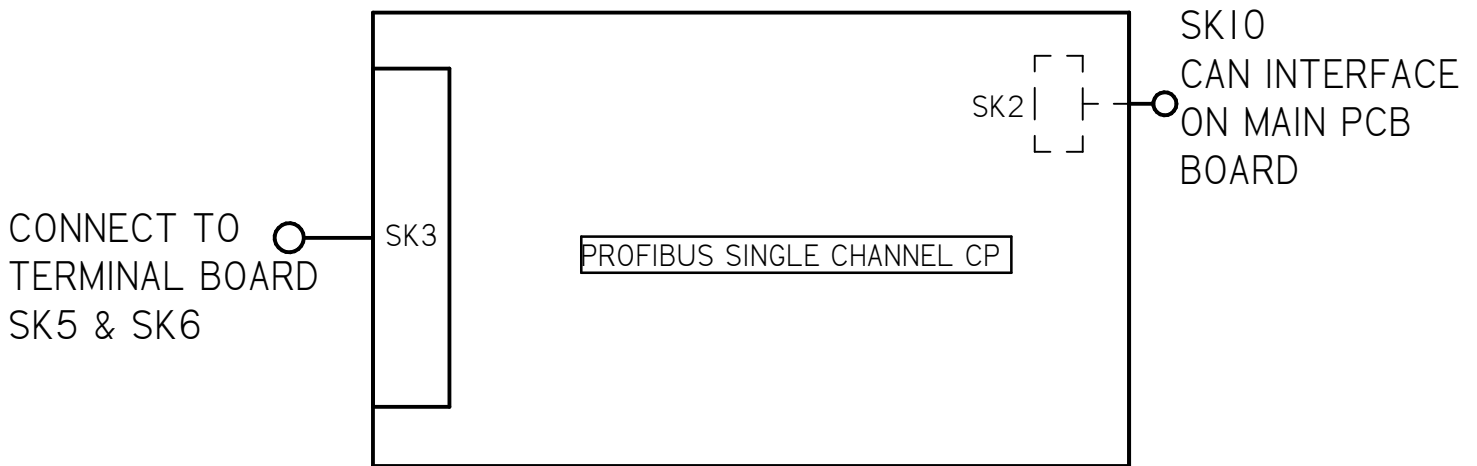
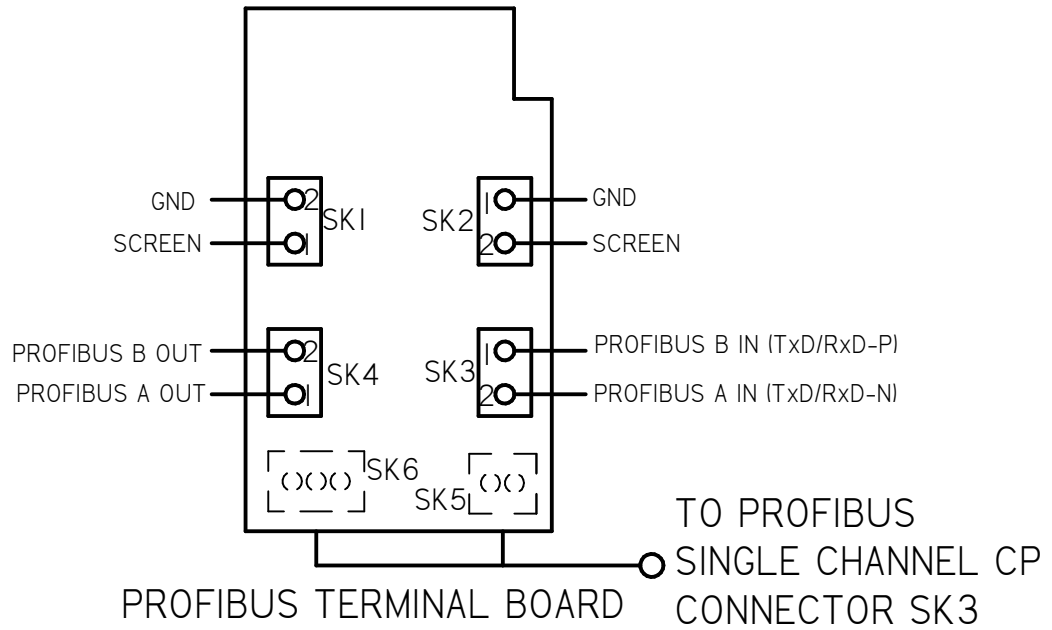
B	ECR 17920. UPDATED TITLE & CALLOUTS	GVM 3-8-13
C	ECR 18062. PSB: SK1 UPDATED, SK4 MOVED	GVM 11-4-14
REV	DESCRIPTION	DATE

TOLERANCES UNLESS OTHERWISE SPECIFIED .XX = ±.02 XXX = ±.005 ANGULAR ±1°		
SCALE: NTS		
DRAWN: GVM	PROD. DV.	PROD. ENG. CHK
DATE: 2-8-13	DATE:	DATE: 2-8-13

rotork[®]
Process Controls
MILWAUKEE, WISCONSIN, USA

This print is the property of Rotork Process Controls and is loaned in confidence subject to return. All rights to design or invention are reserved.

TITLE : CMA WIRING DIAGRAM		
FOR : AC POWER OPERATION SINGLE CHANNEL PROFIBUS TERMINAL CONNECTIONS		
SHT 1 OF 2	A	M00-P0



B	ECR 17920. UPDATED TITLE & CALLOUTS	GVM 3-8-13
C	ECR 18062. PSB: SK1 UPDATED, SK4 MOVED	GVM 11-4-14
REV	DESCRIPTION	DATE

TOLERANCES UNLESS OTHERWISE SPECIFIED .XX = ±.02 XXX = ±.005 ANGULAR ±1°		
SCALE: NTS		
DRAWN: GVM	PROD. DV.	PROD. ENG. CHK
DATE: 2-8-13	DATE:	DATE: 2-8-13

rotork[®]
Process Controls
 MILWAUKEE, WISCONSIN, USA

This print is the property of Rotork Process Controls and is loaned in confidence subject to return. All rights to design or invention are reserved.

TITLE : CMA WIRING DIAGRAM		
FOR : AC POWER OPERATION SINGLE CHANNEL PROFIBUS TERMINAL CONNECTIONS		
SHT 2 OF 2	A	M00-P0