

NOTES:

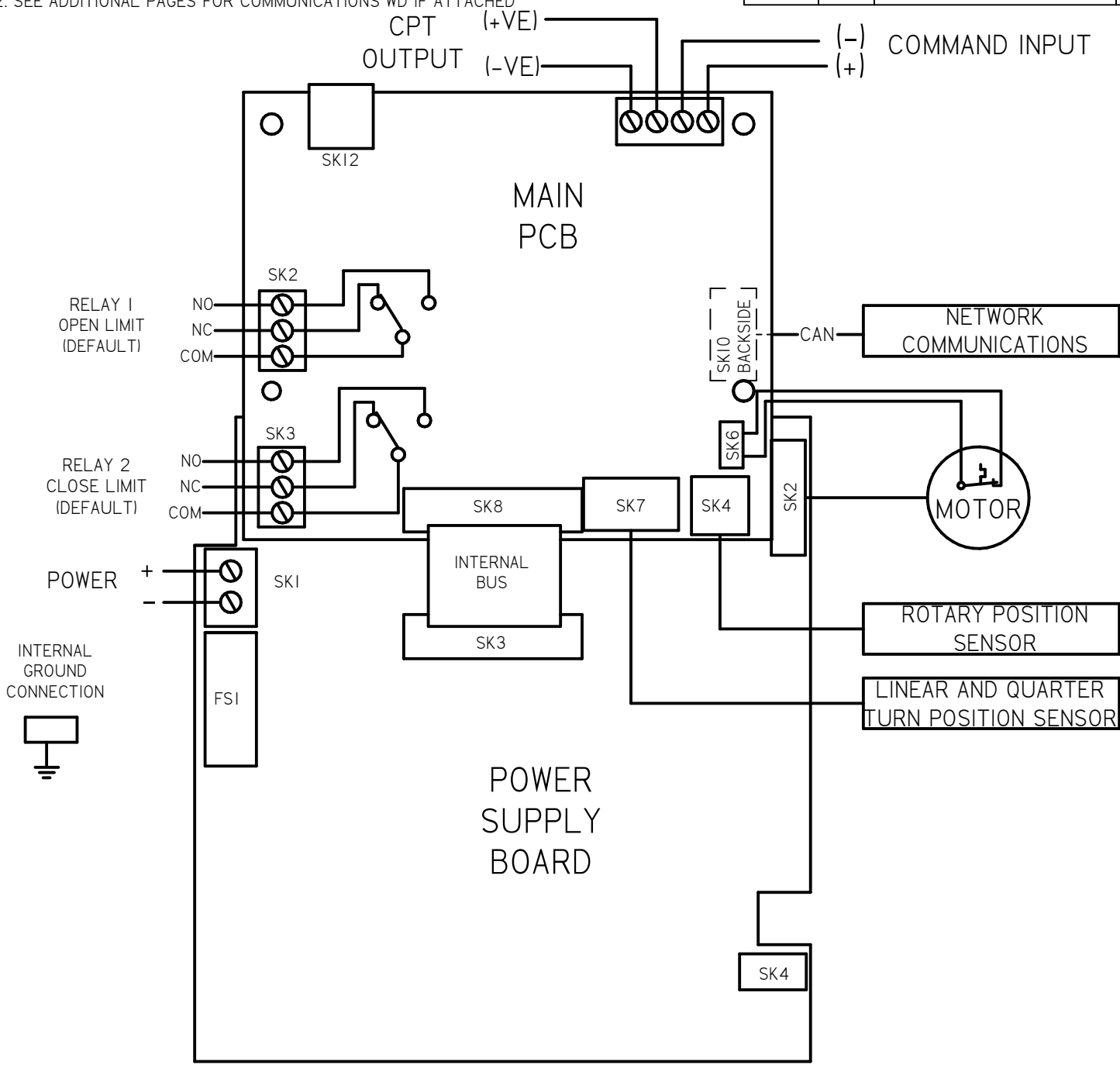
1. 4-20 mA OUTPUT, 24VDC NOMINAL, (18-30 VDC MAX)
2. SEE ADDITIONAL PAGES FOR COMMUNICATIONS W/D IF ATTACHED

SHT
1 OF 2

A

M10-H0

REV
C



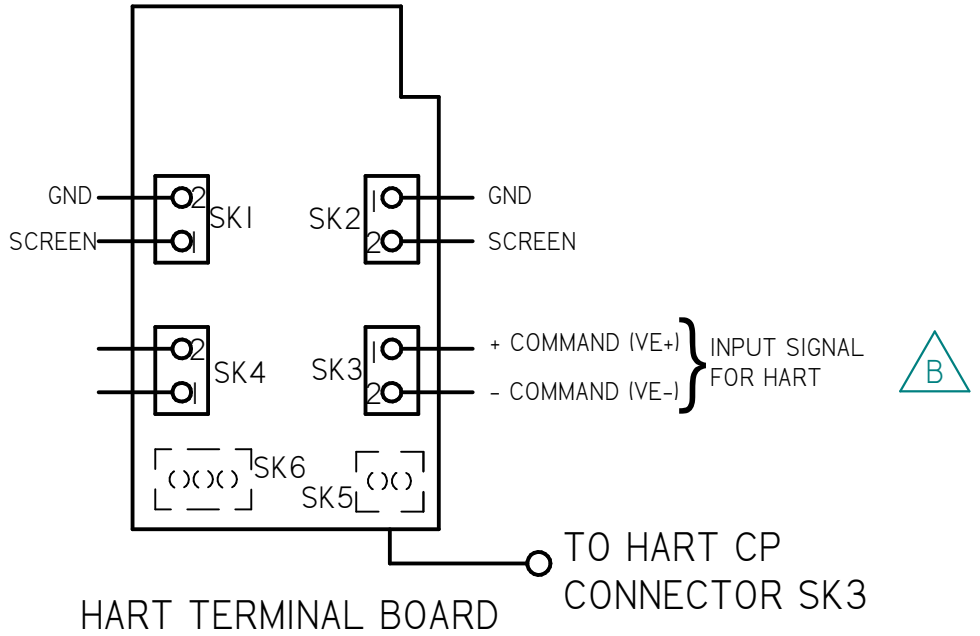
B	ECR 17920. UPDATED TITLE & CALLOUTS	GVM 3-8-13
C	ECR 18062. UPDATE PSB: SK1 CONNECTOR	GVM 11-4-14
REV	DESCRIPTION	DATE

TOLERANCES UNLESS OTHERWISE SPECIFIED .XX = ±.02 XXX = ±.005 ANGULAR ±1°		
SCALE: NTS		
DRAWN: GVM	PROD. DV.	PROD. ENG. CHK
DATE: 2-8-13	DATE:	DATE: 2-8-13

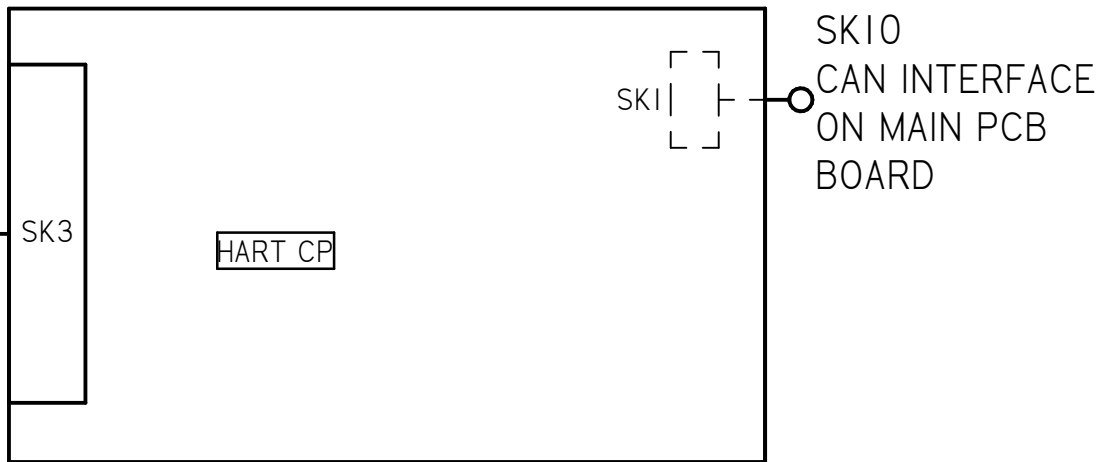
rotork
Process Controls
MILWAUKEE, WISCONSIN, USA

This print is the property of Rotork Process Controls and is loaned in confidence subject to return. All rights to design or invention are reserved.

TITLE : CMA WIRING DIAGRAMS		
FOR : DC POWER OPERATION HART TERMINAL CONNECTIONS		
SHT 1 OF 2	A	M10-H0



CONNECT TO
TERMINAL BOARD
SK5



B	ECR 17920. UPDATED TITLE & CALLOUTS	GVM 3-8-13
C	ECR 18062. UPDATE PSB: SK1 CONNECTOR	GVM 11-4-14
REV	DESCRIPTION	DATE

TOLERANCES

UNLESS OTHERWISE SPECIFIED

.XX = ±.02 XXX = ±.005 ANGULAR ±1°

SCALE: **NTS**

DRAWN: GVM	PROD. DV.	PROD. ENG. CHK
----------------------	-----------	--------------------------

DATE: 2-8-13	DATE:	DATE: 2-8-13
------------------------	-------	------------------------

rotork[®]
Process Controls
MILWAUKEE, WISCONSIN, USA

This print is the property of Rotork Process Controls and is loaned in confidence subject to return. All rights to design or invention are reserved.

TITLE :
**CMA
WIRING DIAGRAMS**

FOR :
**DC POWER OPERATION
HART TERMINAL CONNECTIONS**