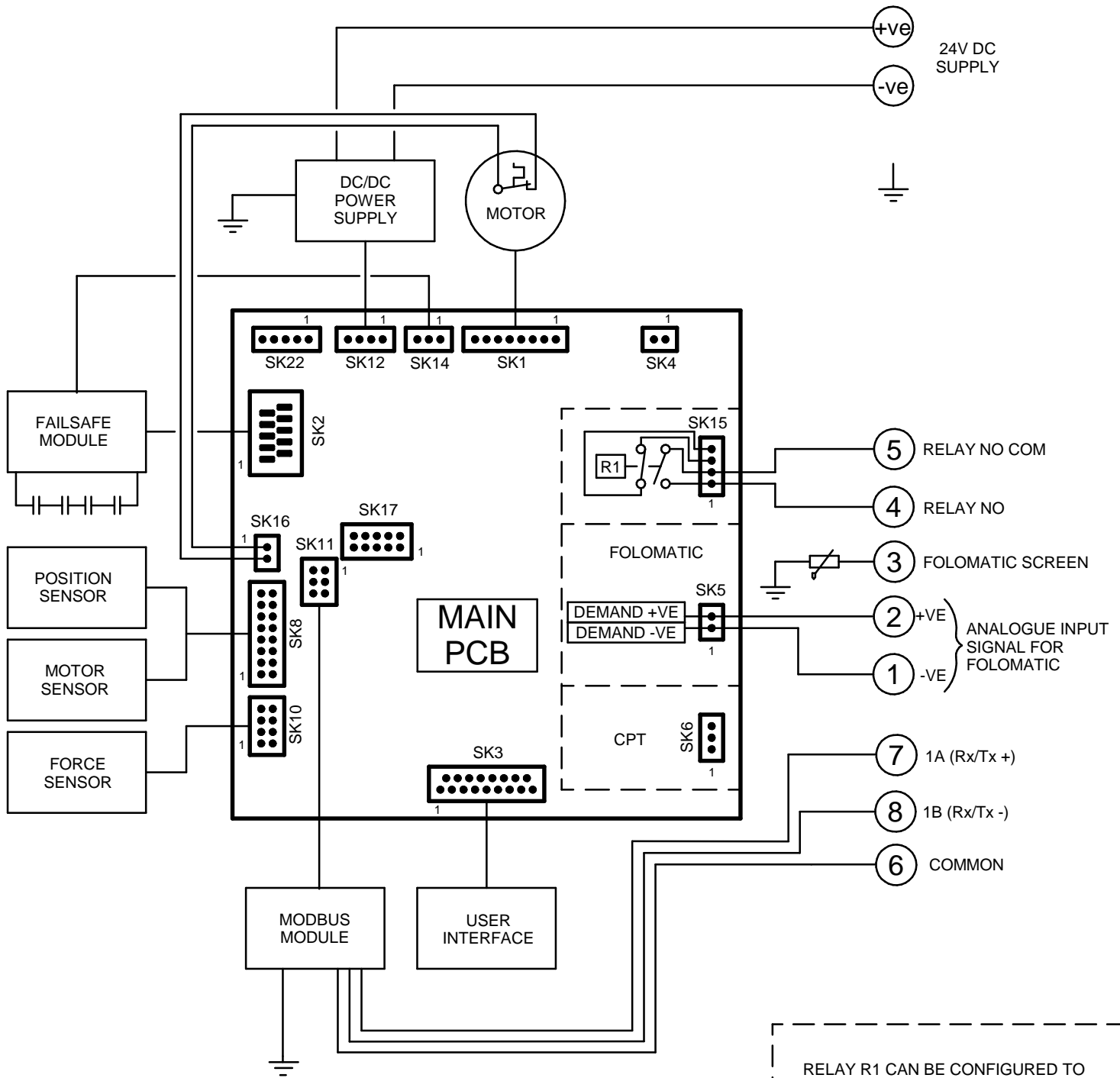




CIRCUIT DRAWN WITH  
POWER SUPPLY OFF



RELAY R1 CAN BE CONFIGURED TO INDICATE ANY ONE OF THE FOLLOWING:-

- 0 DISABLED
- 1 REMOTE CONTROL AVAILABLE
- 2 FAULT
- 3 FULLY OPEN
- 4 FULLY CLOSED
- 5 FORCE TRIP OPENING
- 6 FORCE TRIP CLOSING
- 7 FORCE TRIP ANY POSITION
- 8 FAILSAFE OPERATION

<p>UPS SOCKET FOR CVL5000 / CVQ6000</p>  <p>SK22</p>	<p>CVL1000/1500/5000/ CVQ2400/6000 RESISTOR PACK FITTED TO SK4 IF NO SOLENOID FITTED.</p>  <p>SK4 LOAD RESISTOR.</p>	<p>WHEN MANUAL OVERRIDE IS FITTED MOTOR DISABLE SWITCH FITTED IN SERIES WITH THERMOSTAT (SK16)</p>
---	---	--

Iss	Date	Chkd	Revision Details
1	070813	PJW	FIRST ISSUE.

[www.rotork.com](http://www.rotork.com)

<p>ROTORK CONTROLS LTD BATH, BA1 3JQ ENGLAND Tel:01225-733200</p>	<p>ROTORK CONTROLS INC ROCHESTER NY 14624, USA Tel:585-247-2304</p>
---	---

CVA, D/C SUPPLY, N/O CONTACT,  
FAILSAFE & MODBUS

Drawn by: JC1  
Date : 070813  
Base WD: C30-40  
Job No : --  
MI No : --

Circuit Diagram No	Issue No
<b>C30-40</b>	<b>1</b>