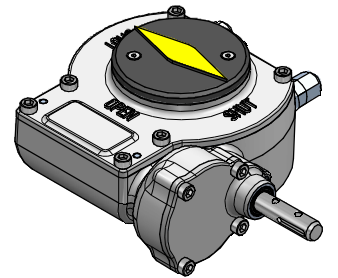
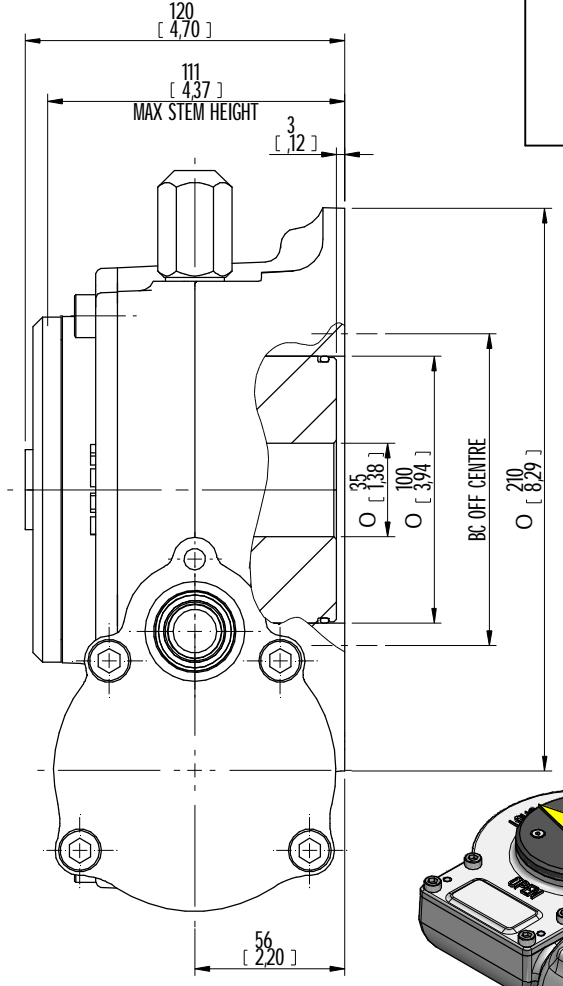
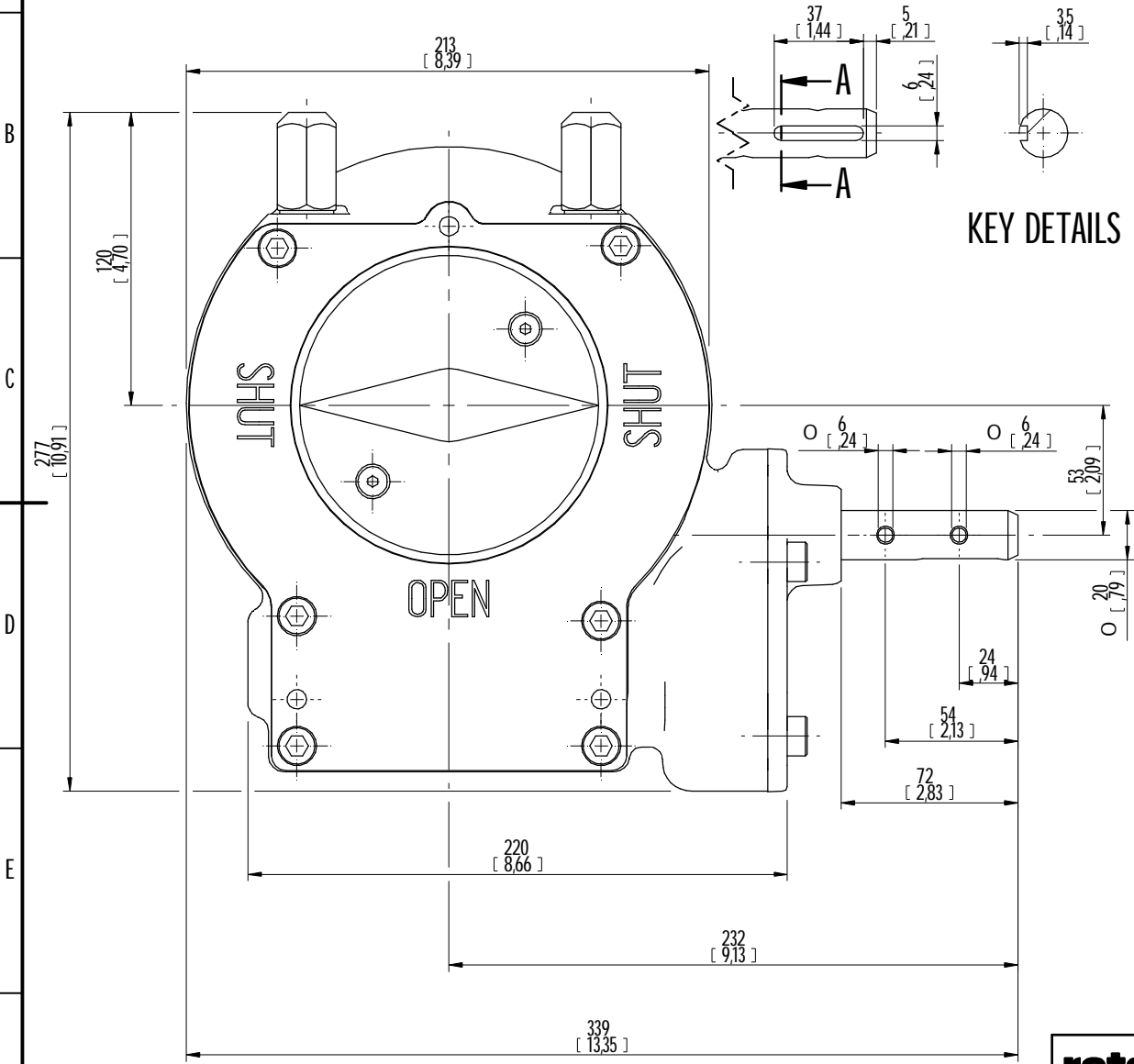
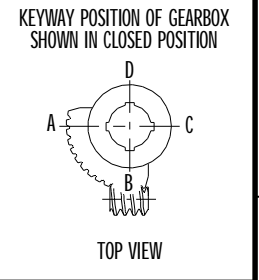


DESCRIPTION		MOUNTING HOLES - BOLT CIRCLE (OFF CENTRES)					BORE: STEM ACCEPTANCE WITH KEYWAY IN ACCORDING WITH STANDARD			TORQUE			
RATIO	TURNS TO CLOSE	TRAVEL (1/4 TURN)	WEIGHT	NR of HOLES	MIN PCD - ØHOLE	MAX PCD + ØHOLE	ACCORDING TO ISO 5211 / MSS SP-101	MIN	MAX	STANDARD	OUTPUT	INPUT	MA
109:1	27	-5° TO 95°	24 kg	4	Ø104 mm	Ø195 mm	F12 - F14 - F16	Ø35 mm	Ø90 mm	ISO 773 A	4500 Nm	136 Nm	33 ± 15%
			52 lbs	8	N/A	N/A	F12 - F14 - F16						
				4	Ø4.09 inch	Ø7.67 inch	FA12 - FA14 - FA16	Ø1.38 inch	Ø2.76 inch	ANSI B17.1	39,828 lbf.in	1204 lbf.in	
				8	N/A	N/A	N/A						

AS PART OF CONTINUOUS PRODUCT DEVELOPMENT, ALL DETAILS SUBJECT TO CHANGE WITHOUT PRIOR NOTICE. FOR UP TO DATE DETAILS PLEASE VISIT [www.rotork.com](http://www.rotork.com)



ISOMETRIC VIEW  
1:5

00				DD-MMM-YYYY	FIRST ISSUE
Rev	CN	Revised	Approved	Date	Change Description

**rotork**  
Gears  
LOSSER - NETHERLANDS  
[www.rotork.com](http://www.rotork.com)

This drawing is confidential and is the property of Rotork Gears and must not be reproduced either wholly or partly. All rights in respect of patents, designs and copyrights are reserved. ©2012

Document type	DETAIL DRAWING		Title	AB2000
	Dimensions in mm		AB2000 G-TYPE ASSEMBLY F16 BASE, LH PROJECTION	
	Scale 1:2		Drawing Number	AB2000G LH
Created	M R	19-12-2012	Sheet	1 of 3
Checked	P LINE	6-2-2013	Size	A3
Approved	-	DD-MMM-YYYY	Rev	A

Rev 01