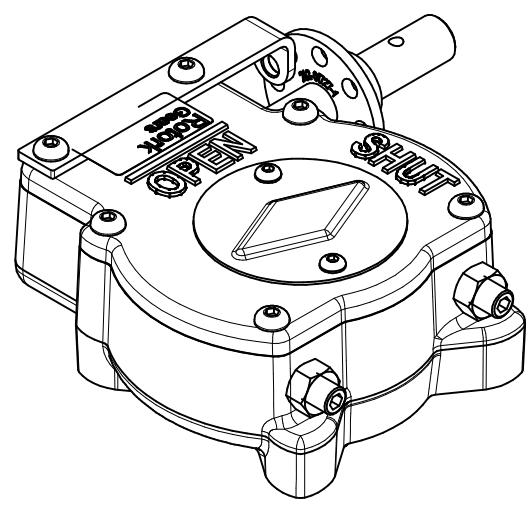
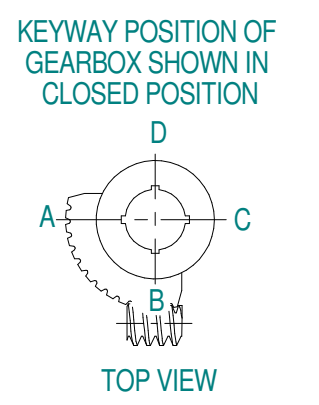
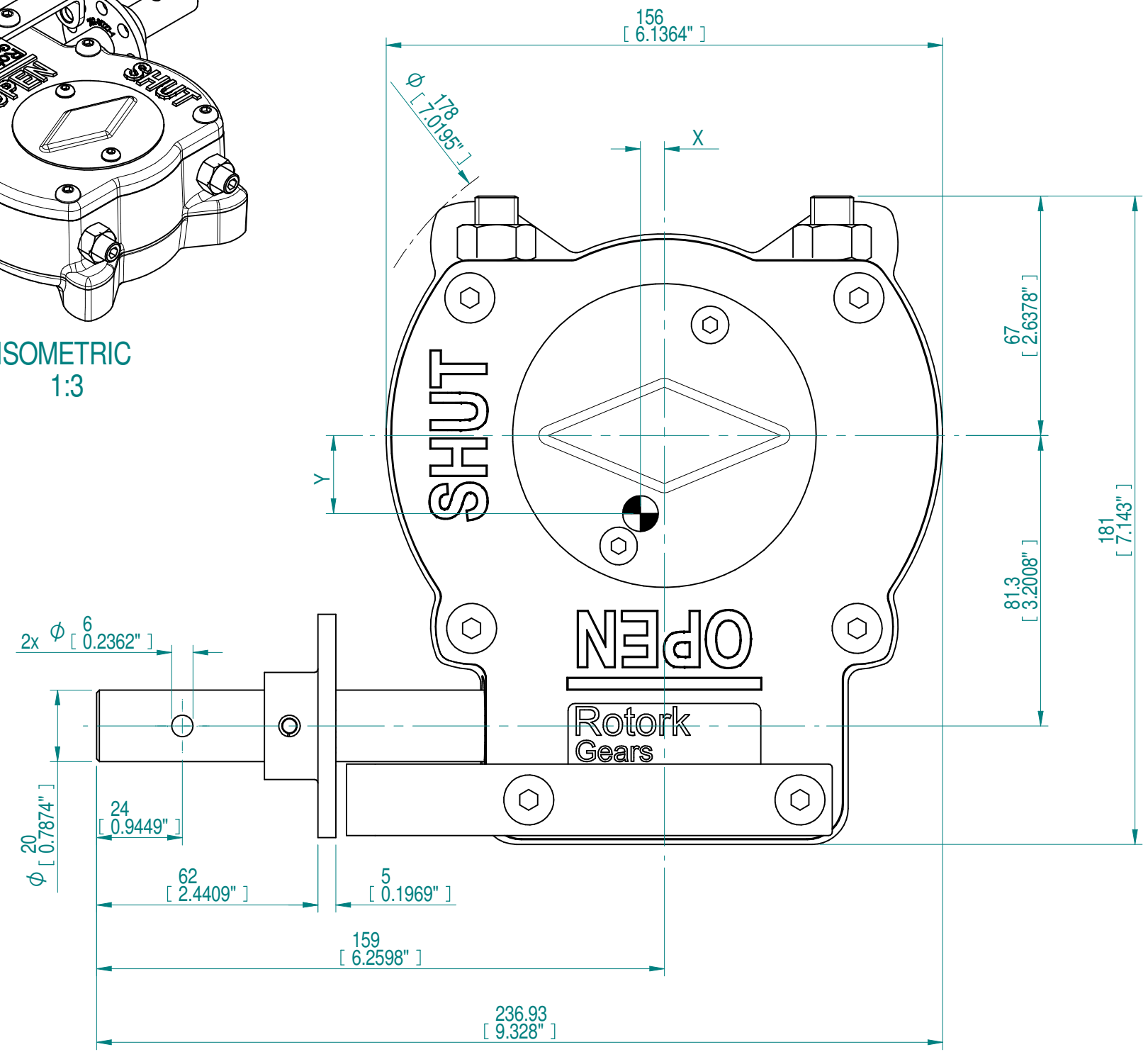
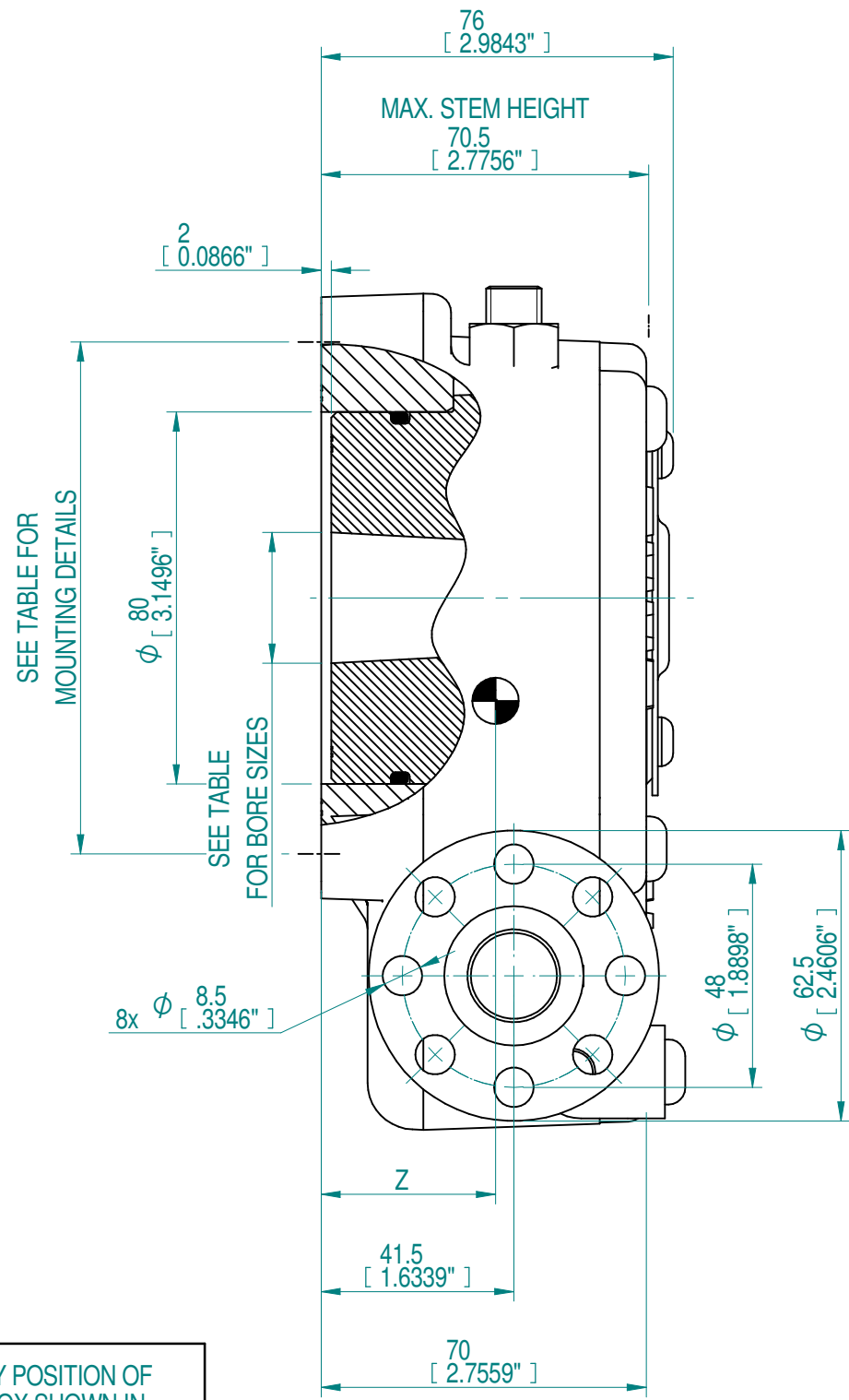


MOUNTING HOLES - BOLT CIRCLE (OFF CENTRES)			STEM ACCEPTANCE IN ACCORDANCE TO STANDARD								
ISO 5211 / MSS SP-101 MOUNTING OPTION	HOLE DETAILS (OFF CENTRES)	MAX OUTSIDE DIA. INCLUDING DRILLED HOLES	MIN INSIDE DIA. INCLUDING DRILLED HOLES	BORE MACHINED IN	STANDARD	MIN BORE	SQ. KEY MAX BORE	SQ. KEY SIZE	RECT. KEY MAX BORE	RECT. KEY SIZE	SQ BORE MAX
F14 (FA14)	4x M16* x 16 DEEP ON A Ø140P.C. (4x 5/8"UNC x 0.94" DEEP ON A Ø5.512"P.C.)	Ø156 (Ø6.14")	Ø92 (Ø3.63")	QUADRANT	DIN 6885 BS46	Ø32 Ø1.27"	- Ø2.25"	- 1/2" X 1/2"	Ø60 Ø2.37"	18 x 11 5/8" x 7/16"	□ 50 □ 1.97"



ISOMETRIC
1:3



NOTES:
 1. * THREAD DEPTH DOES NOT MATCH ISO STANDARD
 2. CENTRE OF GRAVITY POSITION IS INDICATIVE FOR STANDARD BUILD WHEN IN POSITION SHOWN

DESCRIPTION	TORQUE	CENTRE OF GRAVITY
50 : 1	12.5	15 ± 10%
RATIO	17.4 lbs.	7.9 kg
URNS TO CLOSE	1475 lbf.ft.	2000 Nm
M.A.	98 lbf.ft.	133 Nm
WEIGHT EXCL. HW	0.16"	4
MAX OUTPUT	0.87"	22
MAX INPUT	1.46"	37
X		
Y		
Z		

AS PART OF CONTINUOUS PRODUCT DEVELOPMENT, ALL DETAILS SUBJECT TO CHANGE WITHOUT PRIOR NOTICE. FOR UP TO DATE DETAILS PLEASE VISIT www.rotork.com

rotork Gears
LOSSER - NETHERLANDS
www.rotork.com

This drawing is confidential and is the property of Rotork Gears and must not be reproduced either wholly or partly. All rights in respect of patents, designs and copyrights are reserved. © 2018

Document Type	DETAIL DRAWING	Title	242-45M MEDIUM BASE PADLOCKABLE RIGHT HAND SHAFT PROTRUSION
Created	DOB	20-4-2018	Drawing Number
Checked	H.H.	20-4-2018	242-01783-R-1
Approved	-	-	Sheet 1 of 1 Size A3