

Document Title: **NEGATIVE SWITCHING IQ REMOTE CONTROL CIRCUITRY + FOLOMATIC (24VDC)**

THE BLUETOOTH® SETTING TOOL ENABLES ALL CONFIGURABLE ACTUATOR SETTINGS TO BE MADE.

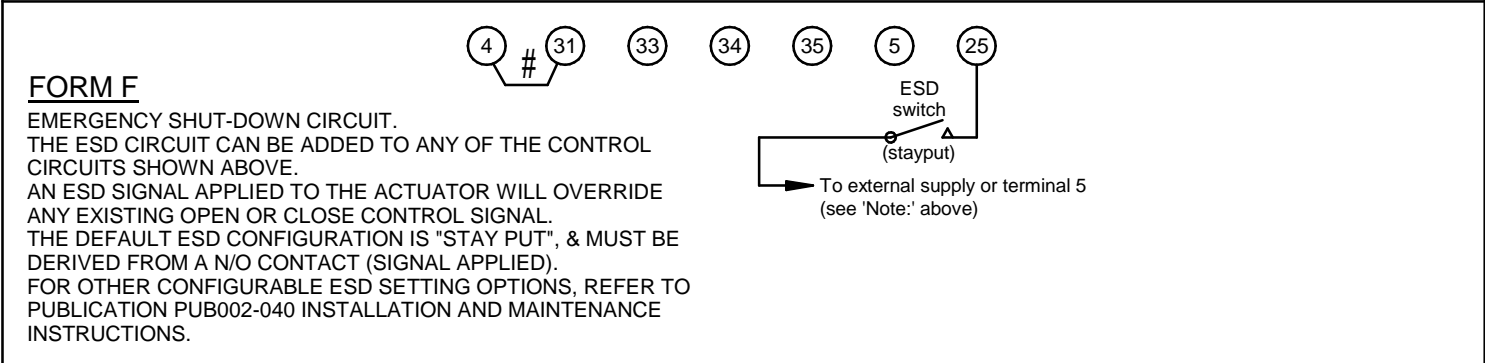
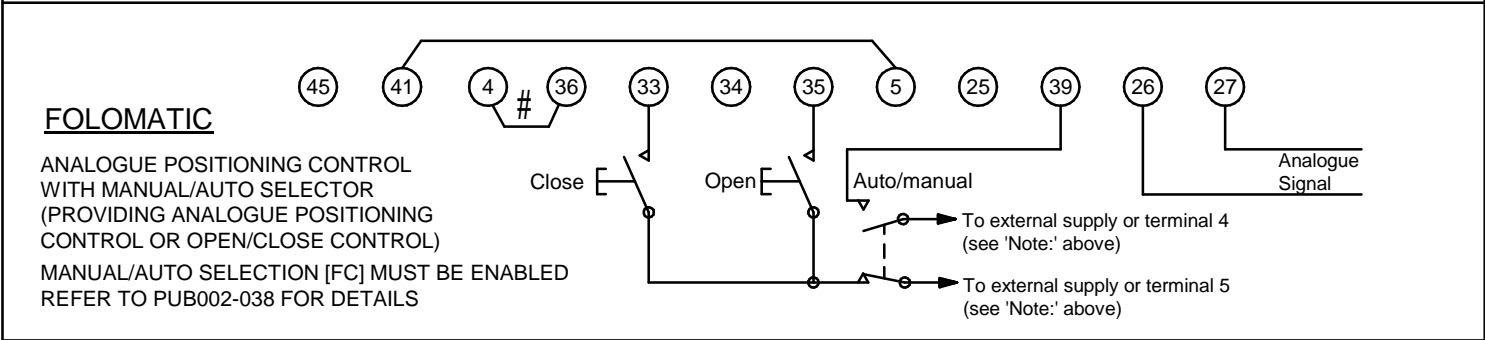

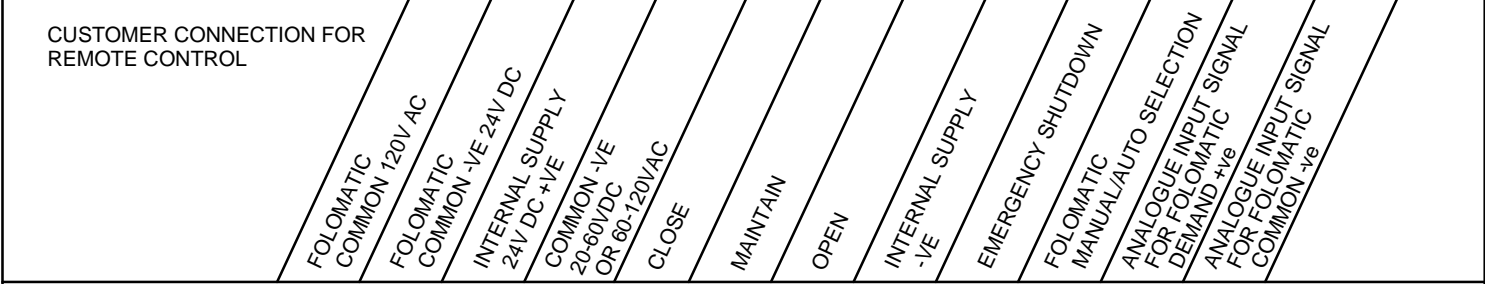
BEFORE PUTTING THE ACTUATOR INTO SERVICE, IT MUST BE INSTALLED AND COMMISSIONED IN ACCORDANCE WITH PUBLICATION PUB002-039 INSTALLATION AND MAINTENANCE INSTRUCTIONS. UNLESS SPECIFIED WITH ORDER, THE ACTUATOR IS DESPATCHED WITH DEFAULT SETTINGS AS LISTED IN PUBLICATION PUB002-040.

FOR IQ CONTROL AND MONITORING FACILITIES, REFER TO PUBLICATION PUB002-041.

NOTE:
ACTUATOR REMOTE CONTROL SIGNALS MAY BE INTERNALLY OR EXTERNALLY SUPPLIED.

INTERNALLY SUPPLIED:
FIT LINK '#' AS SHOWN AND CONNECT REMOTE CONTROL CONTACTS TO INTERNAL SUPPLY ON TERMINAL 5.

EXTERNALLY SUPPLIED:
CONNECT CONTROL CONTACTS TO EXTERNAL SUPPLY LIVE/+VE. CONNECT SUPPLY ZERO/-VE AS FOLLOWS:-
TO TERMINAL 36 & 31 FOR SUPPLIES 20-60VDC OR 60-120VAC
CONNECT FOLOMATIC CONTROL CONTACTS TO EXTERNAL SUPPLY LIVE/+VE. CONNECT SUPPLY ZERO/-VE AS FOLLOWS:-
TO TERMINAL 41 FOR SUPPLIES UP TO 60VAC OR DC
TO TERMINAL 45 FOR SUPPLIES UP TO 120VAC



THE BLUETOOTH® WORD MARK AND LOGOS ARE REGISTERED TRADEMARKS OWNED BY SIG, INC AND ANY USE OF SUCH MARKS BY ROTORK IS UNDER LICENCE.