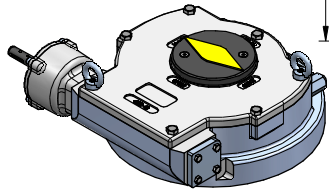
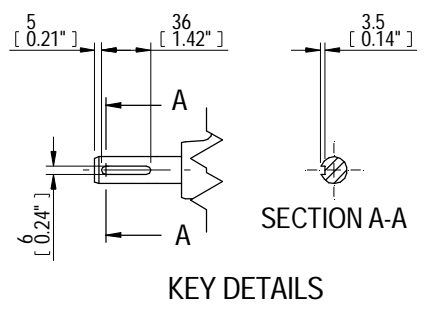
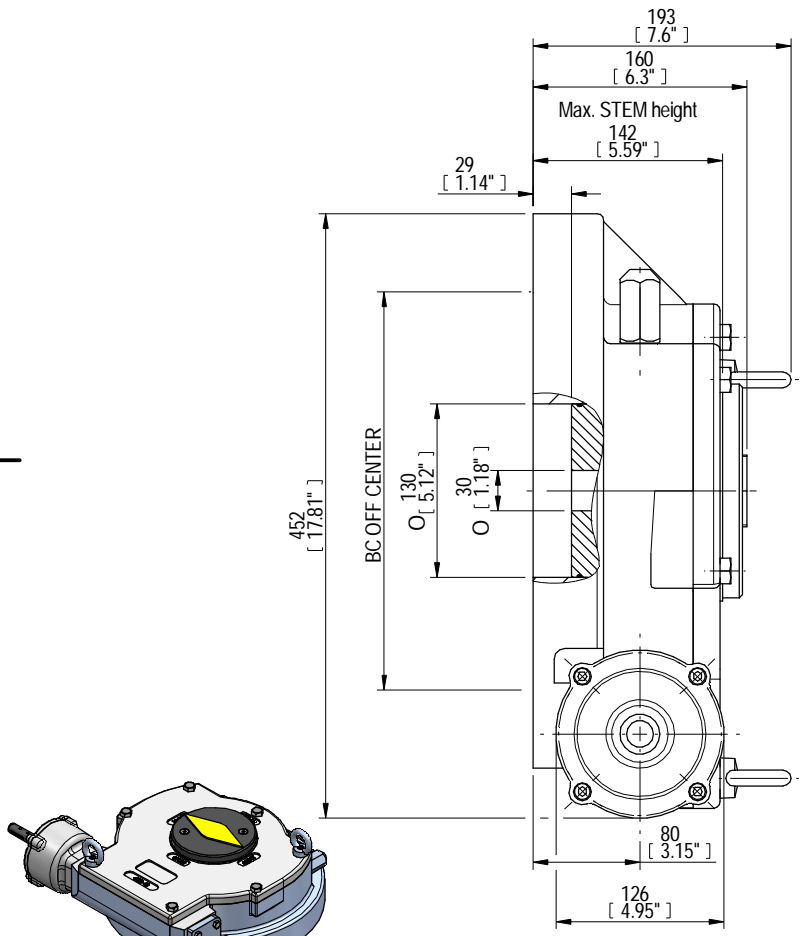
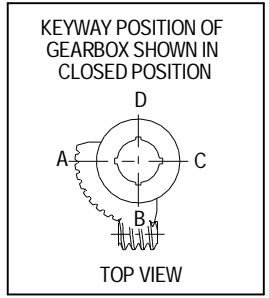
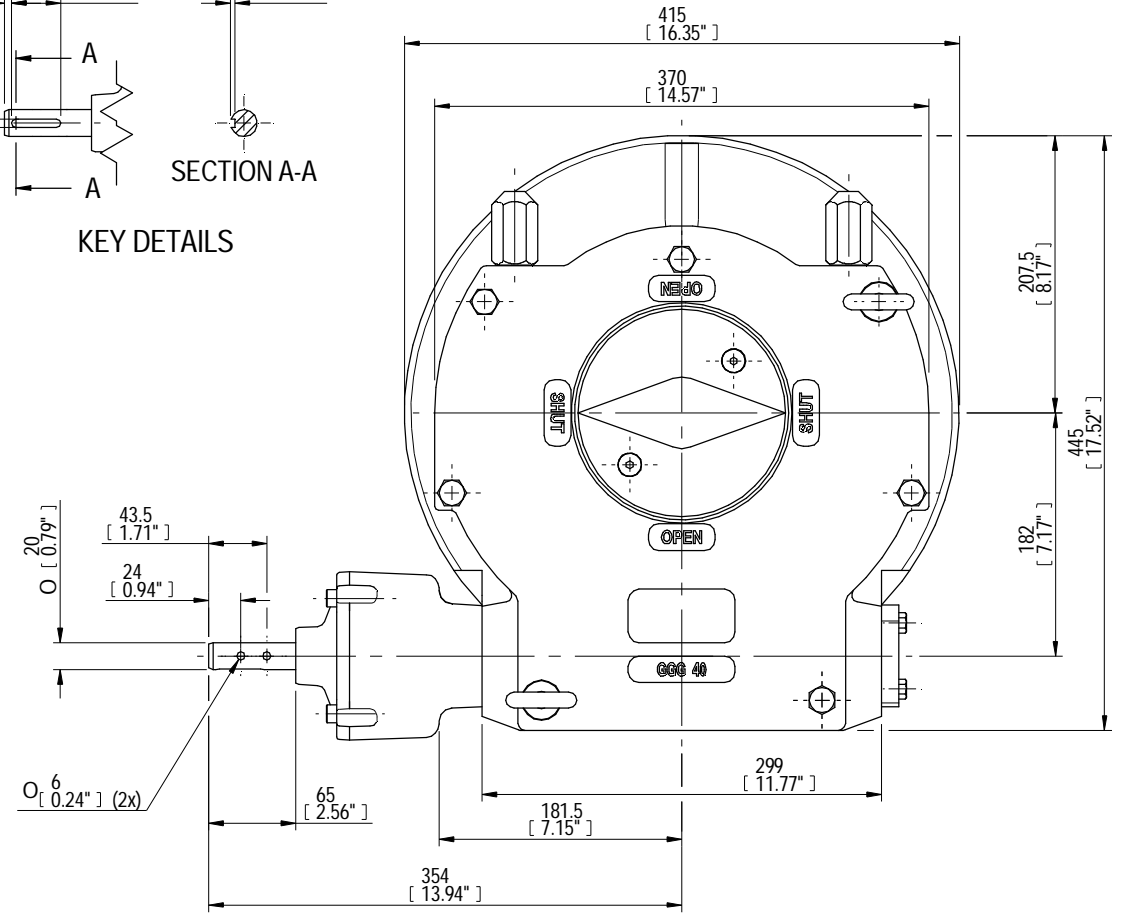


DESCRIPTION				MOUNTING HOLES - BOLT CIRCLE (OFF CENTRES)			BORE: STEM ACCEPTANCE WITH KEYWAY IN ACCORDING WITH STANDARD			TORQUE			
RATIO	URNS TO CLOSE	TRAVEL (1/4 TURN)	WEIGHT	NR of HOLES	MIN ENVELOP PCD - ØHOLE	MAX ENVELOP PCD + ØHOLE	ACCORDING TO ISO 5211 / MSS SP-101	MIN	MAX	STANDARD	OUTPUT	INPUT	MA
326:1	81.5	-5° TO 95°	92.5 kg	4	Ø134 mm	Ø405 mm	F16	Ø30 mm	Ø100 mm	DIN 6885-1	12500 Nm	130 Nm	96.0 ± 15%
			204 lbs	8	Ø134 mm	Ø405 mm	F25 - F30 - F35						
				4	Ø5.28 inch	Ø15.94 inch	FA16	Ø1.18 inch	Ø3.94 inch	ANSI B17.1	110634 lbf.in	1152 lbf.in	
				8	Ø5.28 inch	Ø15.94 inch	FA25 - FA30 - FA35						



ISOMETRIC VIEW
1:10



AS PART OF CONTINUOUS PRODUCT DEVELOPMENT, ALL DETAILS SUBJECT TO CHANGE WITHOUT PRIOR NOTICE. FOR UP TO DATE DETAILS PLEASE VISIT www.rotork.com

rotork Gears LOSSER - THE NETHERLANDS www.rotork.com	Document type DETAIL DRAWING		Title AB6800G WITH A PR4 LB RH PLANETARY GEARBOX-PR4	
	Dimensions in mm Scale 1:4		Drawing Number AB6800G-PR4 LB RH	
Created	NTS	11/11/2013	Rev	A
Checked	PRABU D	15/11/2013	Sheet	1 of 1 Size A3
Approved				

Rev 01

Rev	CN	Revised	Approved	Date	Change Description
A				15/11/2013	FIRST ISSUE