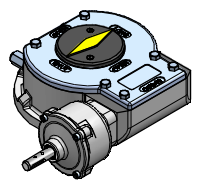
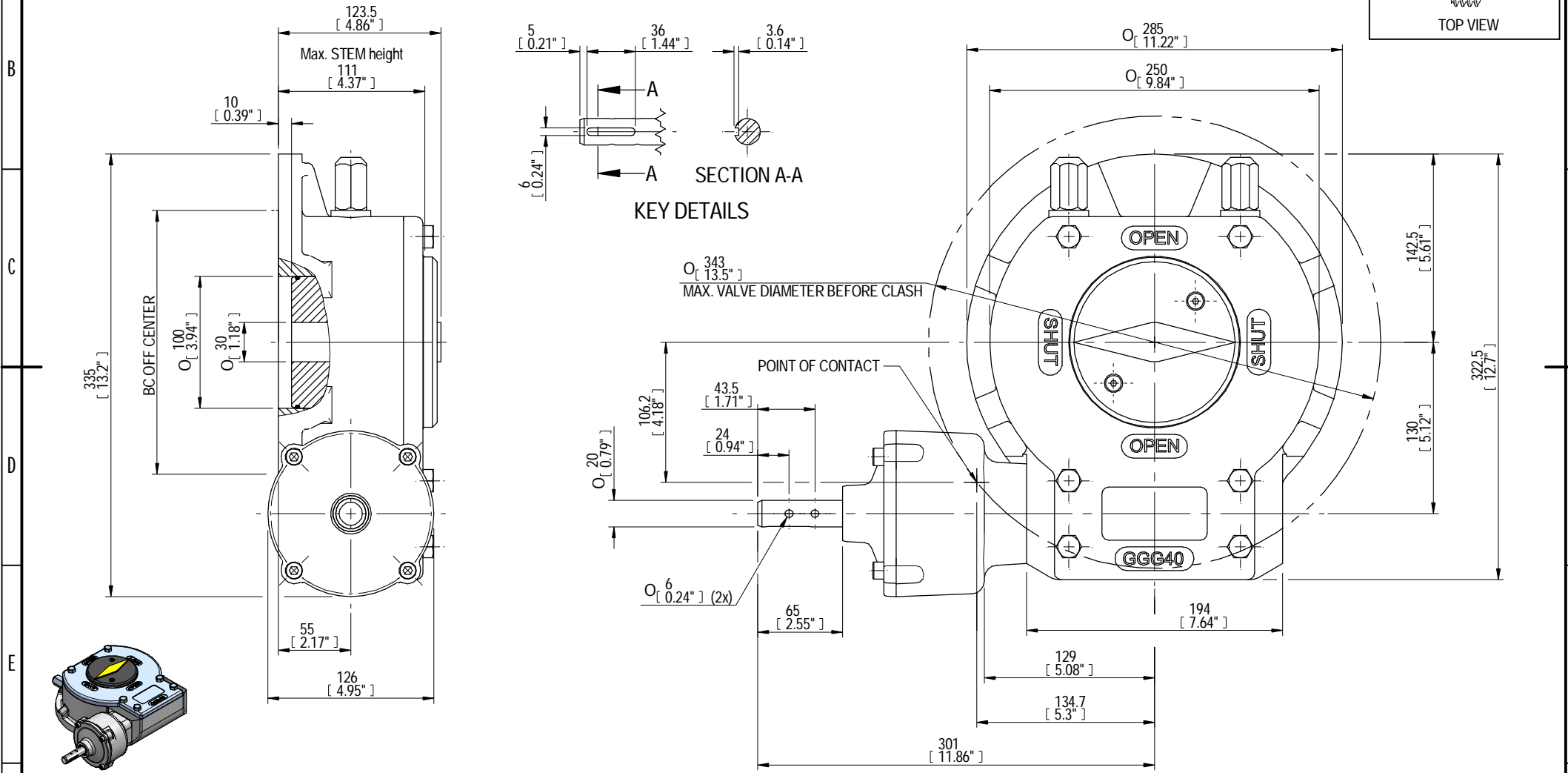
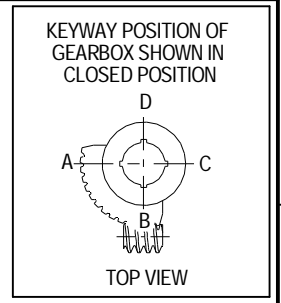


DESCRIPTION				MOUNTING HOLES - BOLT CIRCLE OFF CENTRES				BORE; STEM ACCEPTANCE WITH KEYWAY IN ACCORDING WITH STANDARD			TORQUE		
RATIO	URNS TO CLOSE	TRAVEL (1/4 TURN)	WEIGHT	NR of HOLES	MIN ENVELOP PCD - ØHOLE	MAX ENVELOP PCD + ØHOLE	ACCORDING TO ISO 5211 / MSS SP-101	MIN	MAX	STANDARD	OUTPUT	INPUT	MA
217:1	54.25	-5° TO 95°	39 kg	4	Ø 104 mm	Ø 280 mm	F12-F14-F16	Ø 30 mm	Ø 80 mm	DIN 6885-1	7000 Nm	106 Nm	66.0U 15%
				8	Ø 104 mm	Ø 280 mm	F25						
			85 lbs	4	Ø 4.09 inch	Ø 11.02 inch	FA12-FA14-FA16	Ø 1.18 inch	Ø 3.15 inch	ANSI B17.1	61955 lbf.in.	1221 lbf.in.	
				8	Ø 4.09 inch	Ø 11.02 inch	FA25						



ISOMETRIC VIEW
1:10

NOTE:
SUITABLE FOR 240 SERIES INSERT.

AS PART OF CONTINUOUS PRODUCT DEVELOPMENT, ALL DETAILS SUBJECT TO CHANGE WITHOUT PRIOR NOTICE. FOR UP TO DATE DETAILS PLEASE VISIT www.rotork.com

 LOSSER - THE NETHERLANDS www.rotork.com	Document type DETAIL DRAWING		Title AB1950W WITH PR4 RH PLANETARY GEARBOX-PR4	
	Dimensions in mm Scale 1:3		Drawing Number AB1950W-PR4 RH	
Created	K. DANIEL	11/11/2013	Rev	A
Checked	PRABUD	15/11/2013	Sheet	1 of 1
Approved			Size	A3

Rev.01

Rev	CN	Revised	Approved	Date	Change Description
A				15/11/2013	FIRST ISSUE