

Document Title: **STANDARD IQ REMOTE CONTROL FOLOMATIC + BUS OPTION (120VAC)**

THE BLUETOOTH® SETTING TOOL ENABLES ALL CONFIGURABLE ACTUATOR SETTINGS TO BE MADE.

BEFORE PUTTING THE ACTUATOR INTO SERVICE, IT MUST BE INSTALLED AND COMMISSIONED IN ACCORDANCE WITH PUBLICATION PUB002-039 INSTALLATION AND MAINTENANCE INSTRUCTIONS.  
UNLESS SPECIFIED WITH ORDER, THE ACTUATOR IS DESPATCHED WITH DEFAULT SETTINGS AS LISTED IN PUBLICATION PUB002-040.

FOR IQ CONTROL AND MONITORING FACILITIES, REFER TO PUBLICATION PUB002-041.

**NOTE:**

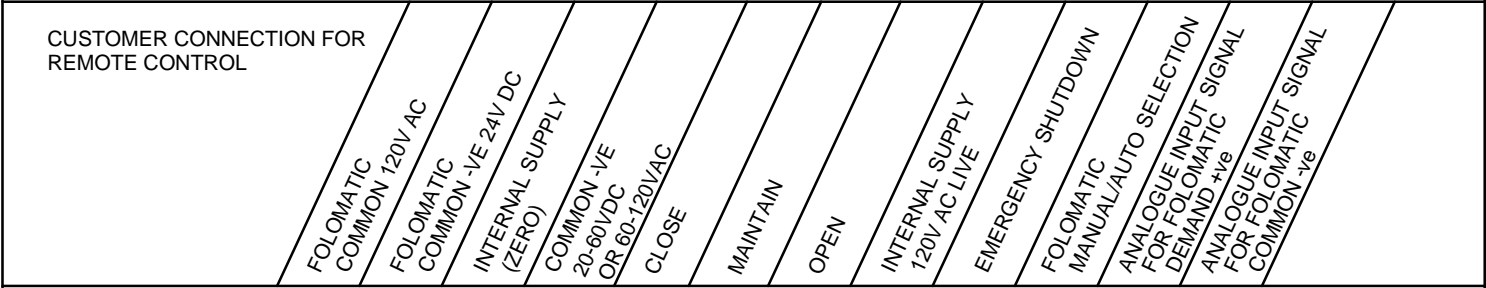
ACTUATOR REMOTE CONTROL SIGNALS MAY BE INTERNALLY OR EXTERNALLY SUPPLIED.  
FAST SWITCHING CONTROL SIGNALS FOR MODULATING ACTUATORS MUST BE **DC** THESE ACTUATORS WILL NOT RESPOND TO AC SIGNALS.

**INTERNALLY SUPPLIED:**

FIT LINK '#' AS SHOWN AND CONNECT REMOTE CONTROL CONTACTS TO INTERNAL SUPPLY ON TERMINAL 5.

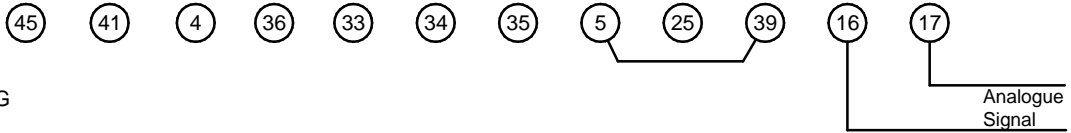
**EXTERNALLY SUPPLIED:**

CONNECT CONTROL CONTACTS TO EXTERNAL SUPPLY LIVE/+VE.  
CONNECT SUPPLY ZERO/-VE AS FOLLOWS:-  
TO TERMINAL 41,36 & 31 FOR SUPPLIES 20-60VDC OR 60-120VAC.  
TO TERMINAL 45 FOR FOLOMATIC SUPPLIES UP TO 120VAC



**FOLOMATIC**

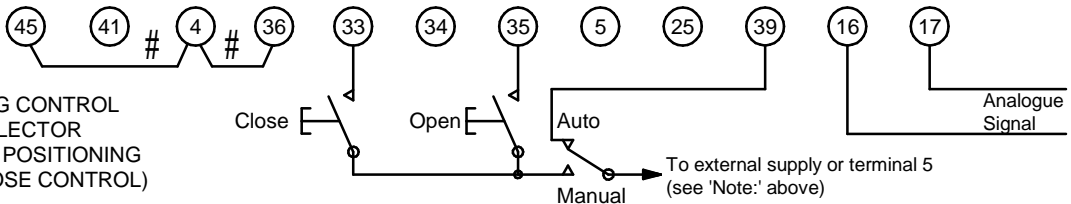
ANALOGUE POSITIONING CONTROL ONLY



**FOLOMATIC**

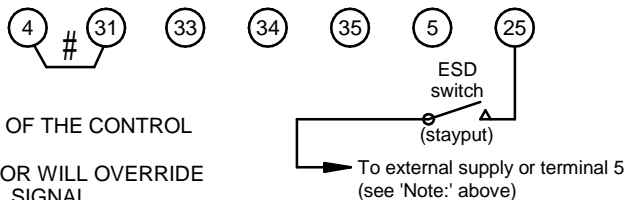
ANALOGUE POSITIONING CONTROL WITH MANUAL/AUTO SELECTOR (PROVIDING ANALOGUE POSITIONING CONTROL OR OPEN/CLOSE CONTROL)

MANUAL/AUTO SELECTION [FC] MUST BE ENABLED REFER TO PUB002-038 FOR DETAILS



**FORM F**

EMERGENCY SHUT-DOWN CIRCUIT. THE ESD CIRCUIT CAN BE ADDED TO ANY OF THE CONTROL CIRCUITS SHOWN ABOVE. AN ESD SIGNAL APPLIED TO THE ACTUATOR WILL OVERRIDE ANY EXISTING OPEN OR CLOSE CONTROL SIGNAL. THE DEFAULT ESD CONFIGURATION IS "STAY PUT", & MUST BE DERIVED FROM A N/O CONTACT (SIGNAL APPLIED). FOR OTHER CONFIGURABLE ESD SETTING OPTIONS, REFER TO PUBLICATION PUB002-040 INSTALLATION AND MAINTENANCE INSTRUCTIONS.



THE BLUETOOTH® WORD MARK AND LOGOS ARE REGISTERED TRADEMARKS OWNED BY SIG, INC AND ANY USE OF SUCH MARKS BY ROTORK IS UNDER LICENCE.