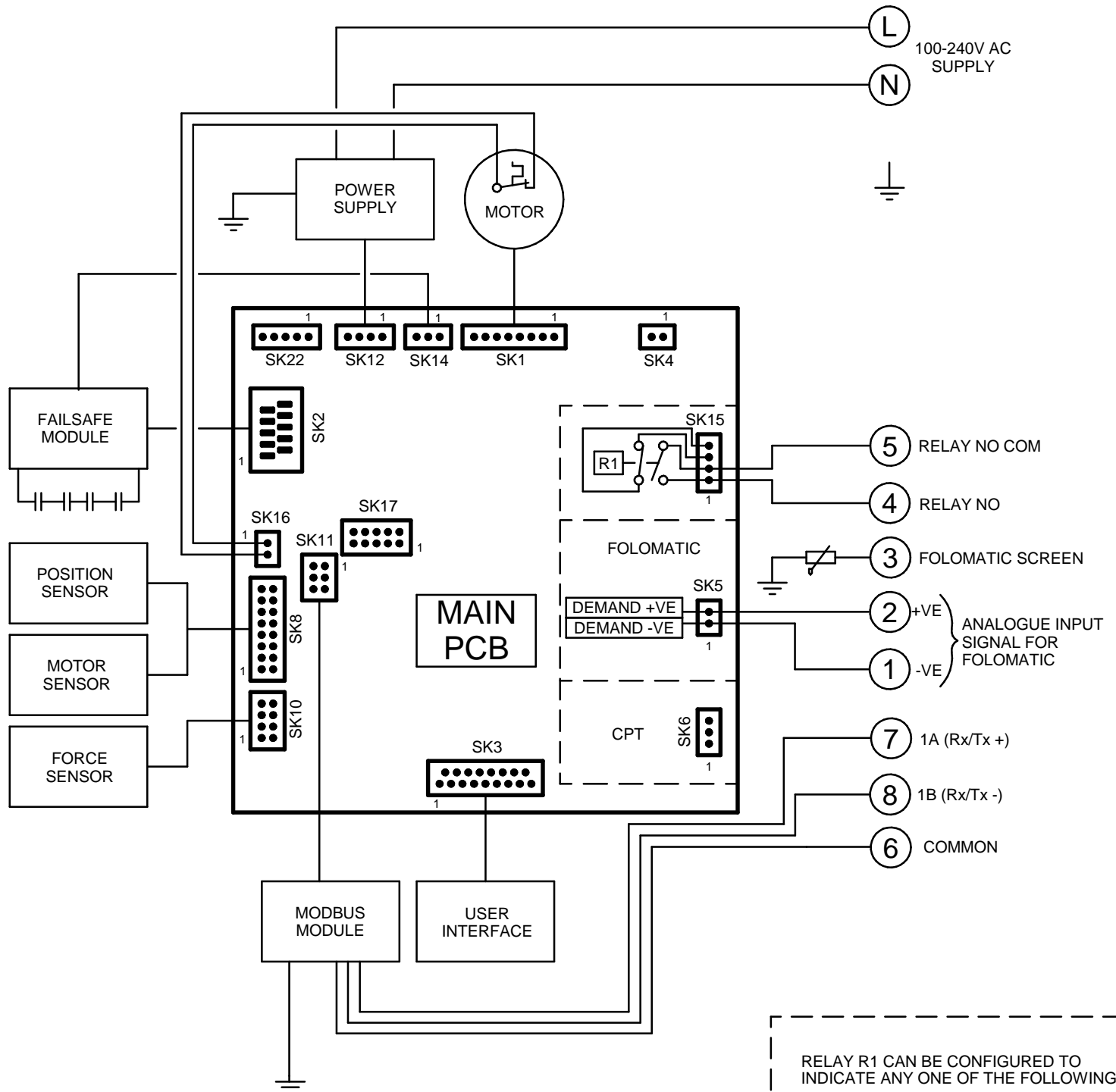




CIRCUIT DRAWN WITH  
POWER SUPPLY OFF



RELAY R1 CAN BE CONFIGURED TO INDICATE ANY ONE OF THE FOLLOWING:-

- 0 DISABLED
- 1 REMOTE CONTROL AVAILABLE
- 2 FAULT
- 3 FULLY OPEN
- 4 FULLY CLOSED
- 5 FORCE TRIP OPENING
- 6 FORCE TRIP CLOSING
- 7 FORCE TRIP ANY POSITION
- 8 FAILSAFE OPERATION

<p>UPS SOCKET FOR CVL5000 / CVQ6000</p>  <p>SK22</p>	<p>CVL1000/1500/5000/ CVQ2400/6000 RESISTOR PACK FITTED TO SK4 IF NO SOLINOID FITTED.</p>  <p>SK4 LOAD RESISTOR.</p>	<p>WHEN MANUAL OVERRIDE IS FITTED MOTOR DISABLE SWITCH FITTED IN SERIES WITH THERMOSTAT (SK16)</p>
---	---	--

Iss	Date	Chkd	Revision Details
1	241214	PJW	FIRST ISSUE

**www.rotork.com**

<p>ROTORK CONTROLS LTD BATH, BA1 3JQ ENGLAND Tel:01225-733200</p>	<p>ROTORK CONTROLS INC ROCHESTER NY 14624, USA Tel:585-247-2304</p>
---	---

CVA, A/C SUPPLY, N/O CONTACT + FAILSAFE + MODBUS.

<p>Drawn by: JC1 Date : 241214 Base WD: C20-40 Job No : - - MI No : - -</p>	<p>Circuit Diagram No <b>C20-40</b></p>	<p>Issue No <b>1</b></p>
---	---	------------------------------