

NOTES:

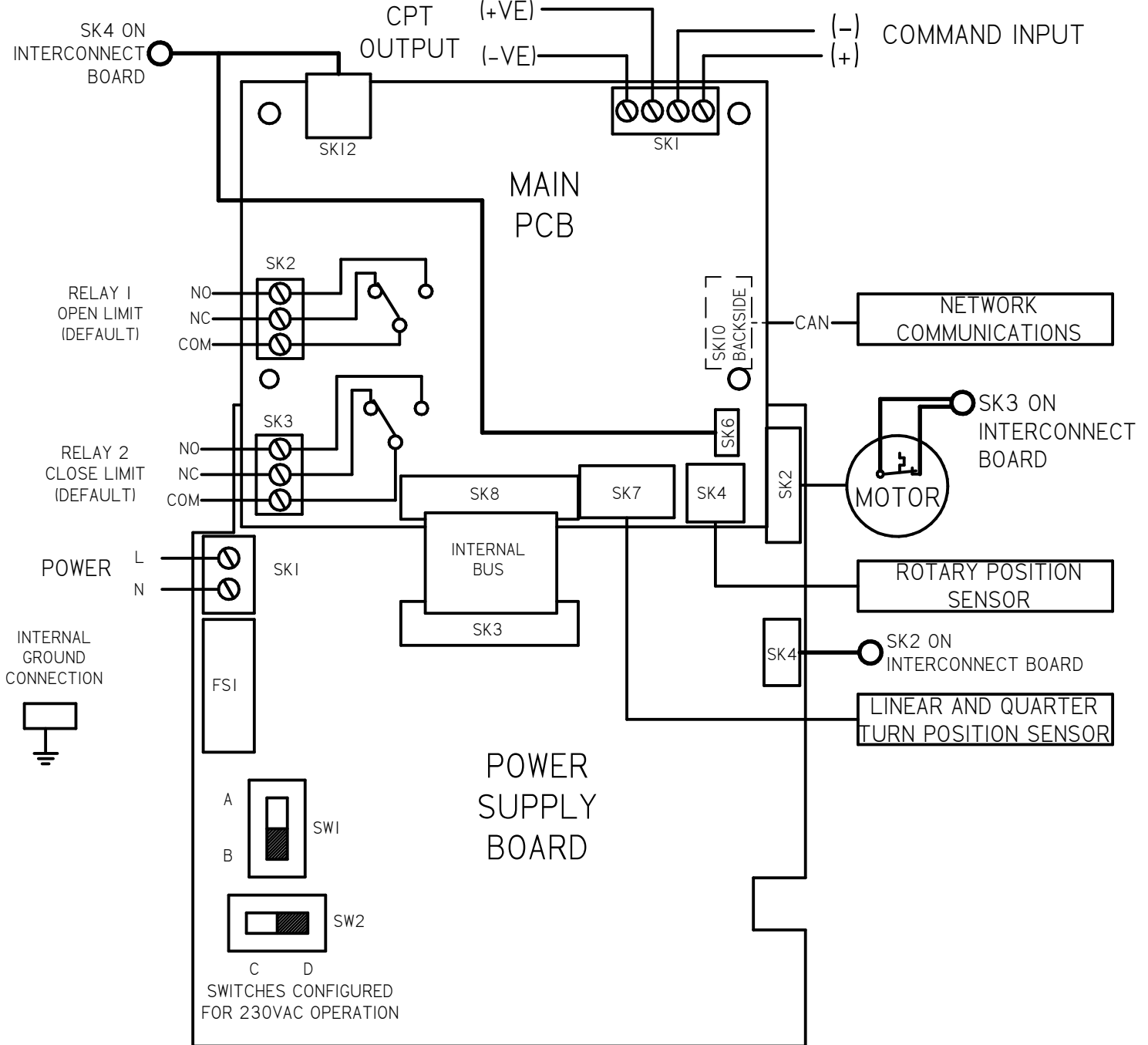
1. 4-20 mA OUTPUT, 24VDC NOMINAL, (18-30 VDC MAX)
2. SEE ADDITIONAL PAGES FOR COMMUNICATIONS W/D IF ATTACHED

SHT
1 OF 3

A

M02-FS

REV
A



INPUT VOLTAGE	SW1	SW2
110 VAC	A	C
115 VAC	A	D
208 VAC	B	C
230 VAC	B	D

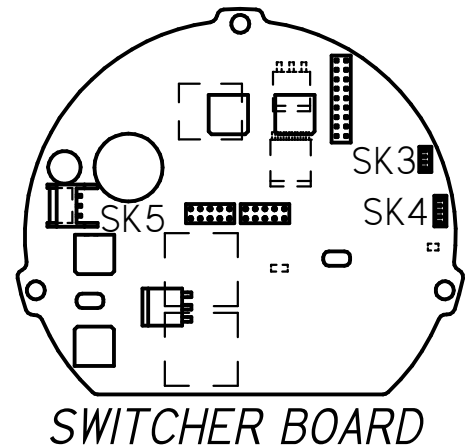
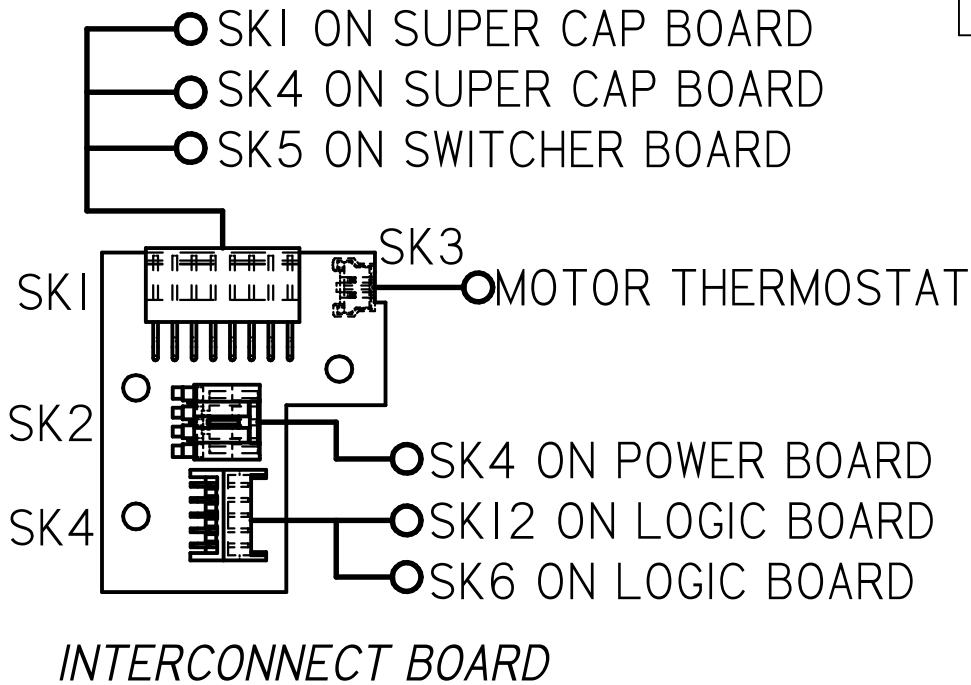
A	INITIAL RELEASE	GVM 1-12-15
REV	DESCRIPTION	DATE

<p>TOLERANCES UNLESS OTHERWISE SPECIFIED .XX = ±.02 XXX = ±.005 ANGULAR ±1°</p>		
<p>SCALE: NTS</p>		
DRAWN: GVM	PROD. DV.	PROD. ENG.
DATE: 1-12-15	DATE:	DATE:

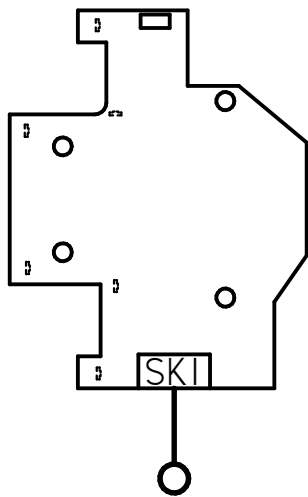
rotork[®]
Process Controls
MILWAUKEE, WISCONSIN, USA

This print is the property of Rotork Process Controls and is loaned in confidence subject to return. All rights to design or invention are reserved.

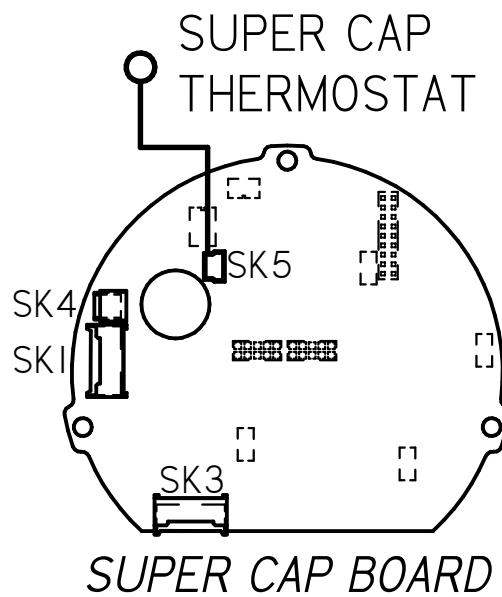
<p>TITLE : CMA WIRING DIAGRAM</p>		
<p>FOR : AC POWER OPERATION LOCAL CONTROLS AND UPS, FOUNDATION FIELD BUS TERMINAL CONNECTIONS</p>		
SHT 1 OF 3	A	M02-FS



HMI INTERFACE BOARD



SK3 INTERFACE ON
SUPER CAP BOARD



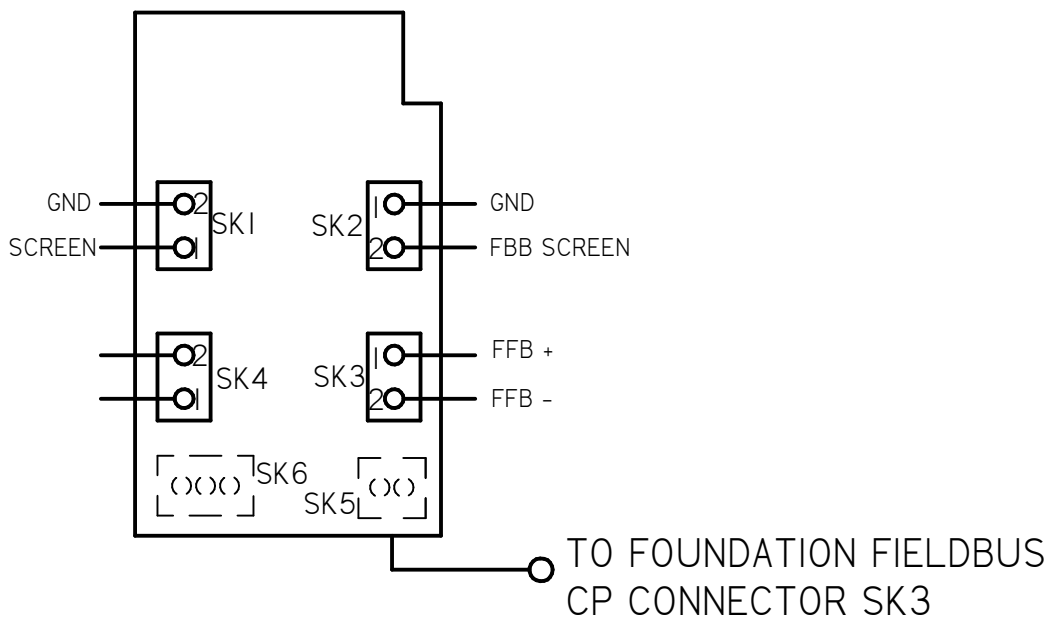
A	INITIAL RELEASE	GVM 1-12-15
REV	DESCRIPTION	DATE

<p>TOLERANCES UNLESS OTHERWISE SPECIFIED .XX = ±.02 XXX = ±.005 ANGULAR ±1°</p>		
SCALE: NTS		
DRAWN: GVM	PROD. DV.	PROD. ENG.
DATE: 1-12-15	DATE:	DATE:

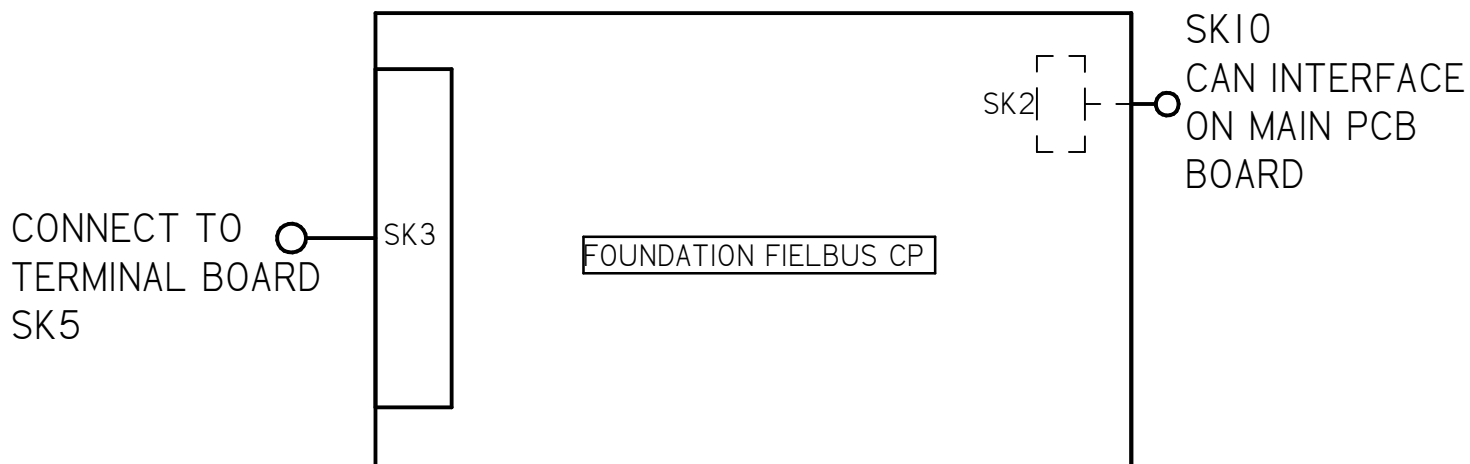
rotork
Process Controls
MILWAUKEE, WISCONSIN, USA

This print is the property of Rotork Process Controls and is loaned in confidence subject to return. All rights to design or invention are reserved.

TITLE : CMA WIRING DIAGRAM		
FOR : AC POWER OPERATION LOCAL CONTROLS AND UPS, FOUNDATION FIELDBUS TERMINAL CONNECTIONS		
SHT 2 OF 3	A	M02-FS




FOUNDATION FIELDBUS TERMINAL BOARD



A	INITIAL RELEASE	GVM 1-12-15
REV	DESCRIPTION	DATE

TOLERANCES UNLESS OTHERWISE SPECIFIED .XX = ±.02 XXX = ±.005 ANGULAR ±1°		
SCALE: NTS		
DRAWN: GVM	PROD. DV.	PROD. ENG.
DATE: 1-12-15	DATE:	DATE:


Process Controls
 MILWAUKEE, WISCONSIN, USA

This print is the property of Rotork Process Controls and is loaned in confidence subject to return. All rights to design or invention are reserved.

TITLE : CMA WIRING DIAGRAM		
FOR : AC POWER OPERATION LOCAL CONTROLS AND UPS, FOUNDATION FIELDBUS TERMINAL CONNECTIONS		
SHT 3 OF 3	A	M02-FS