

NOTES:

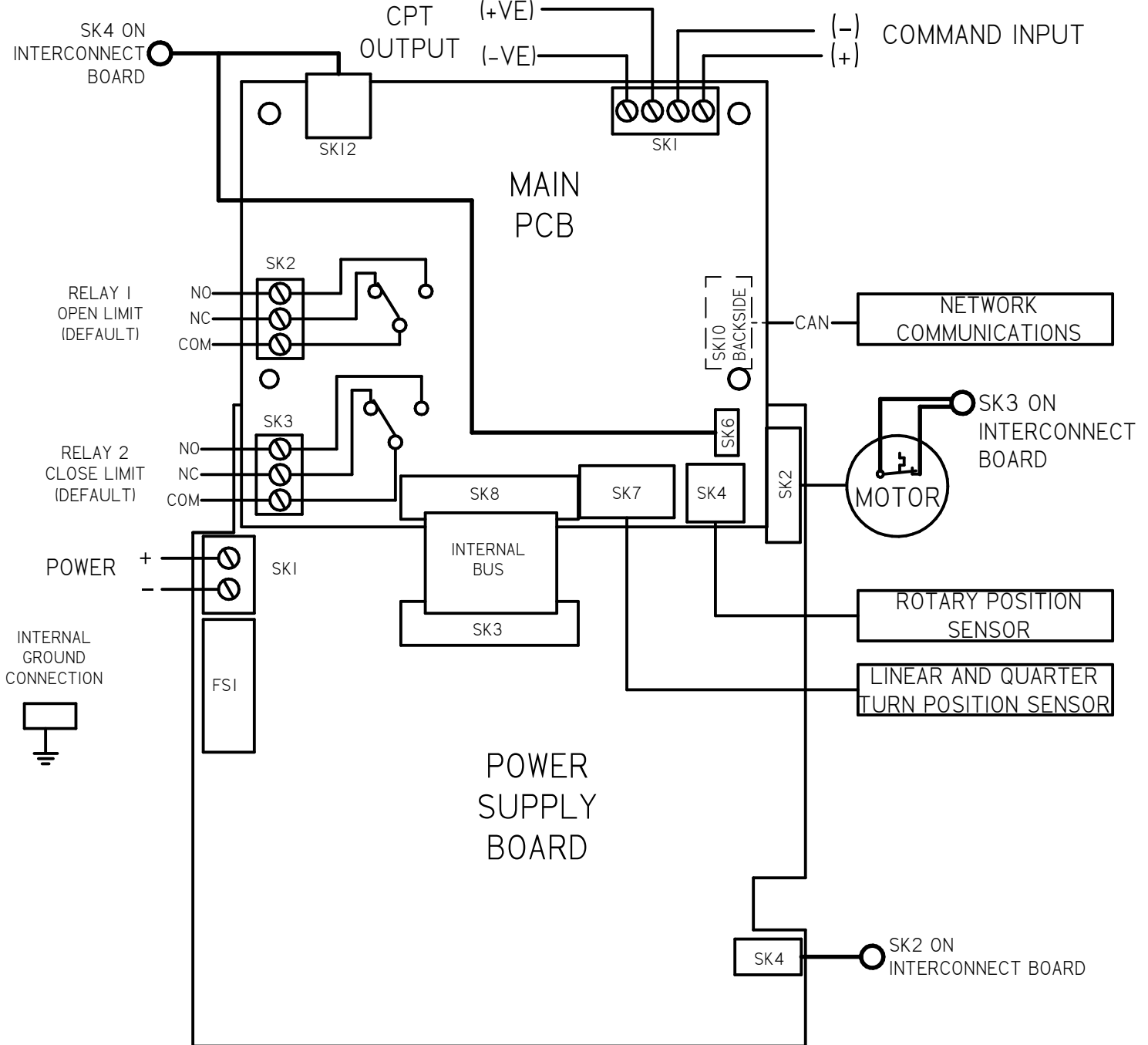
1. 4-20 mA OUTPUT, 24VDC NOMINAL, (18-30 VDC MAX)
2. SEE ADDITIONAL PAGES FOR COMMUNICATIONS W/D IF ATTACHED

SHT  
1 OF 3

**A**

M12-FS

REV  
**A**



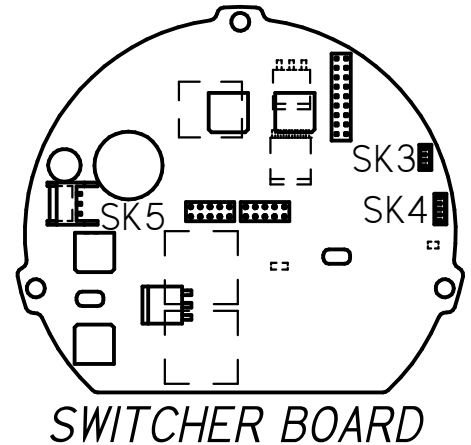
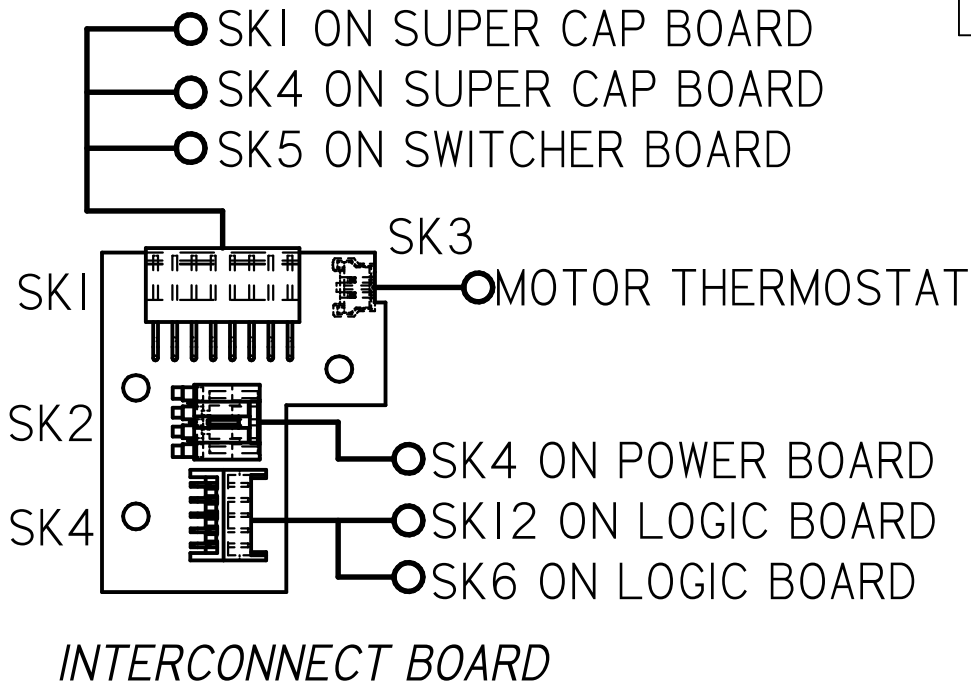
A	INITIAL RELEASE	GVM 1-12-15
REV	DESCRIPTION	DATE

<p><b>TOLERANCES</b> UNLESS OTHERWISE SPECIFIED .XX = ±.02    XXX = ±.005    ANGULAR ±1°</p>		
<p>SCALE: <b>NTS</b></p>		
DRAWN: <b>GVM</b>	PROD. DV.	PROD. ENG.
DATE: <b>1-12-15</b>	DATE:	DATE:

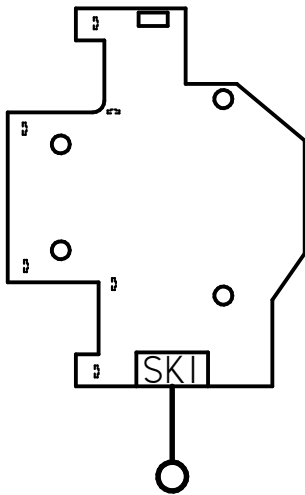
**rotork**<sup>®</sup>  
**Process Controls**  
MILWAUKEE, WISCONSIN, USA

This print is the property of Rotork Process Controls and is loaned in confidence subject to return. All rights to design or invention are reserved.

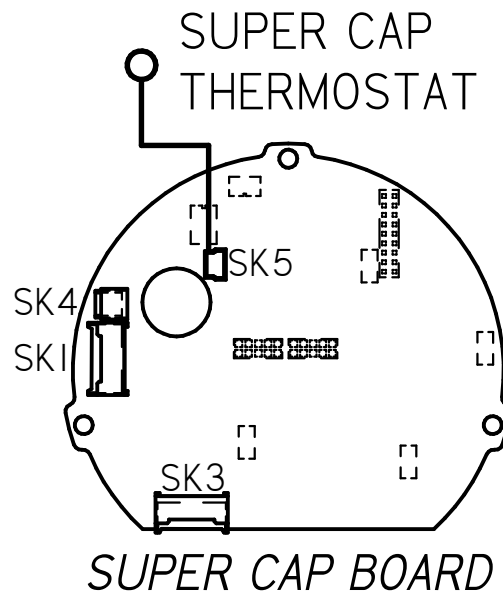
<p>TITLE : <b>CMA WIRING DIAGRAM</b></p>		
<p>FOR : DC POWER OPERATION LOCAL CONTROLS AND UPS, FOUNDATION FIELDBUS TERMINAL CONNECTIONS</p>		
SHT 1 OF 3	<b>A</b>	<b>M12-FS</b>



**HMI INTERFACE BOARD**



SK3 INTERFACE ON  
SUPER CAP BOARD



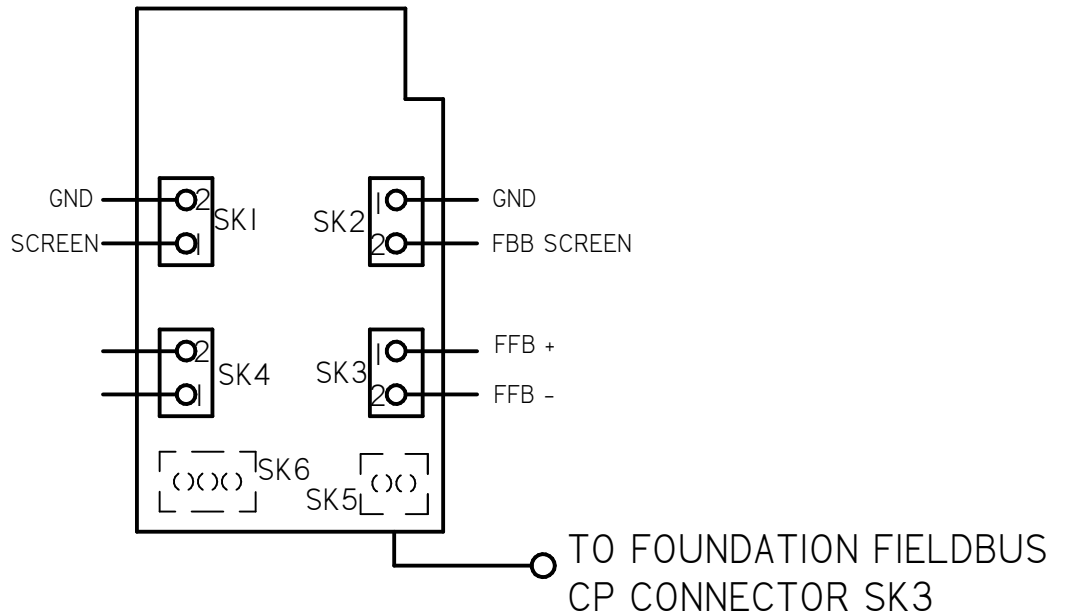
A	INITIAL RELEASE	GVM 1-12-15
REV	DESCRIPTION	DATE

<p><b>TOLERANCES</b> UNLESS OTHERWISE SPECIFIED .XX = ±.02 XXX = ±.005 ANGULAR ±1°</p>		
SCALE: NTS		
DRAWN: GVM	PROD. DV.	PROD. ENG.
DATE: 1-12-15	DATE:	DATE:

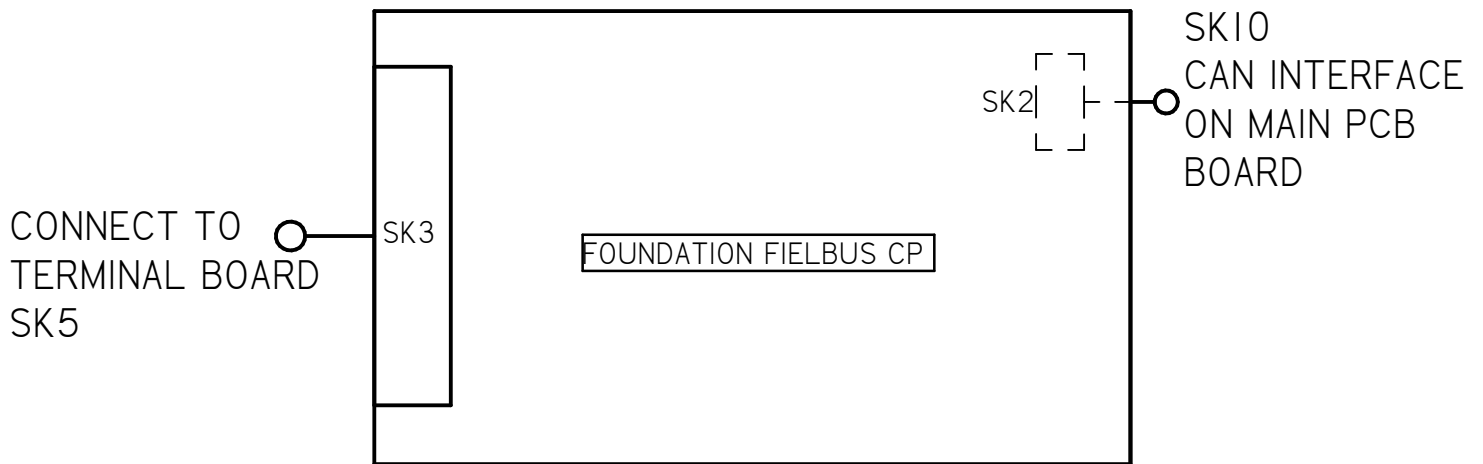
**rotork**  
Process Controls  
MILWAUKEE, WISCONSIN, USA

This print is the property of Rotork Process Controls and is loaned in confidence subject to return. All rights to design or invention are reserved.

TITLE : CMA WIRING DIAGRAM		
FOR : DC POWER OPERATION LOCAL CONTROLS AND UPS, FOUNDATION FIELDBUS TERMINAL CONNECTIONS		
SHT 2 OF 3	A	M12-FS



FOUNDATION FIELDBUS TERMINAL BOARD



<b>A</b>	INITIAL RELEASE	GVM 1-12-15
REV	DESCRIPTION	DATE

<b>TOLERANCES</b> UNLESS OTHERWISE SPECIFIED .XX = ±.02    XXX = ±.005    ANGULAR ±1°		
SCALE: <b>NTS</b>		
DRAWN: <b>GVM</b>	PROD. DV.	PROD. ENG.
DATE: <b>1-12-15</b>	DATE:	DATE:

**rotork**<sup>®</sup>  
**Process Controls**  
 MILWAUKEE, WISCONSIN, USA

This print is the property of Rotork Process Controls and is loaned in confidence subject to return. All rights to design or invention are reserved.

TITLE :  
**CMA WIRING DIAGRAM**

FOR :  
DC POWER OPERATION  
LOCAL CONTROLS AND UPS, FOUNDATION  
FIELDBUS TERMINAL CONNECTIONS