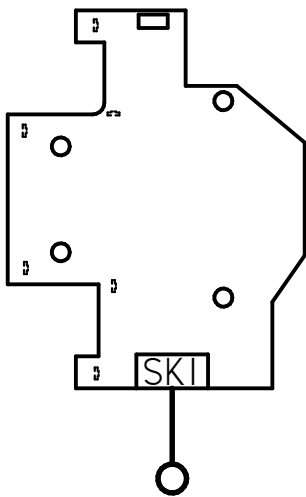
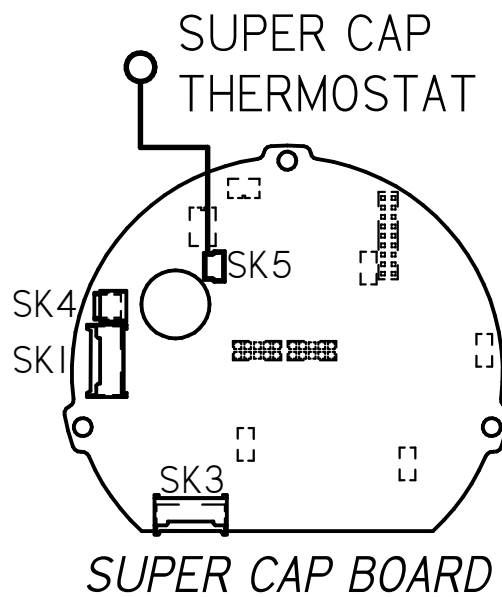


HMI INTERFACE BOARD



SK3 INTERFACE ON
SUPER CAP BOARD



A	INITIAL RELEASE	GVM 1-12-15
REV	DESCRIPTION	DATE

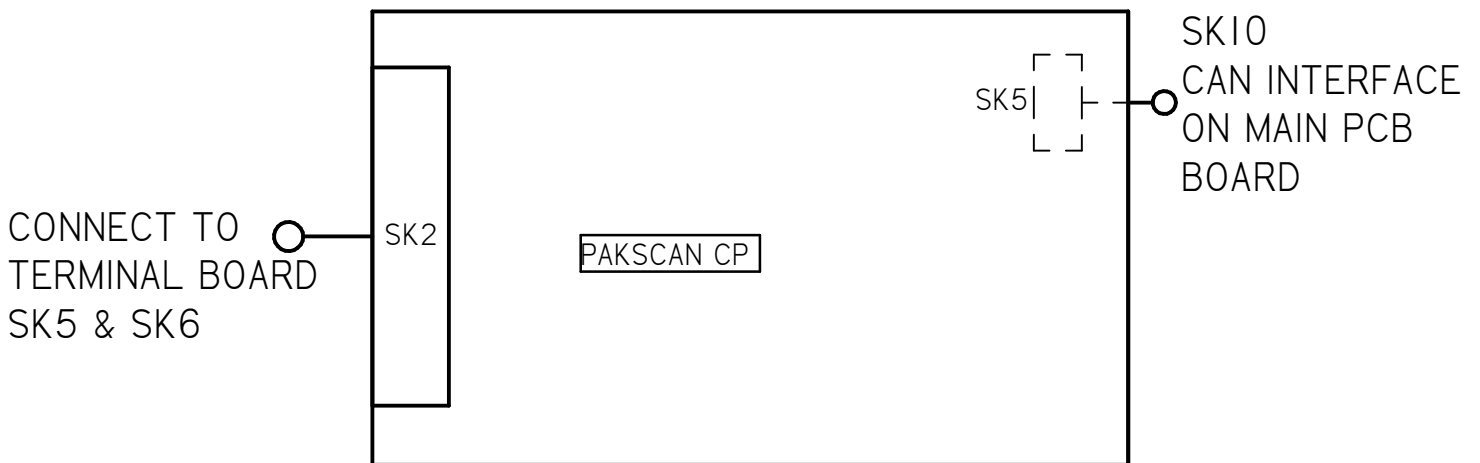
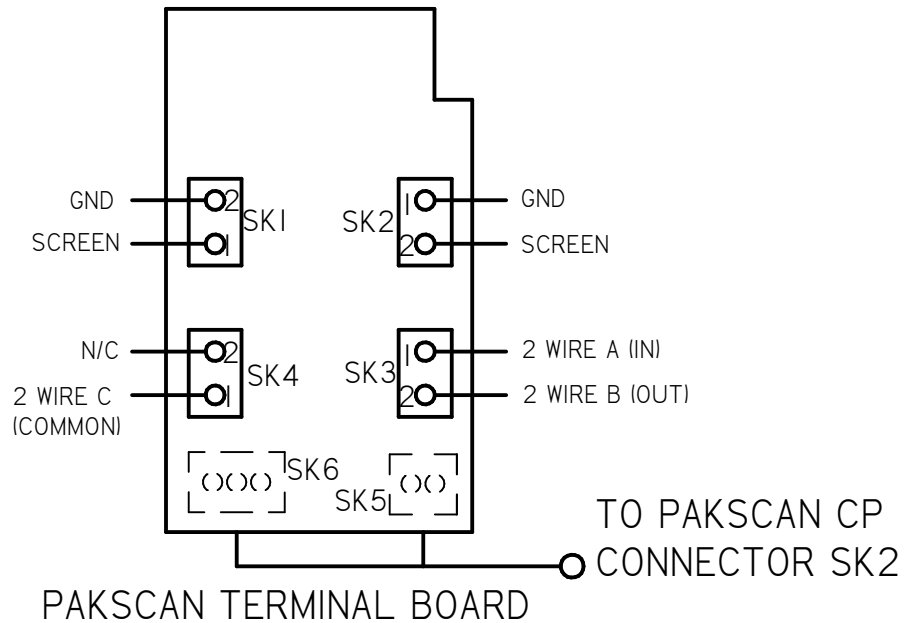
<p>TOLERANCES UNLESS OTHERWISE SPECIFIED .XX = ±.02 XXX = ±.005 ANGULAR ±1°</p>		
SCALE: NTS		
DRAWN: GVM	PROD. DV.	PROD. ENG.
DATE: 1-12-15	DATE:	DATE:

rotork
Process Controls
MILWAUKEE, WISCONSIN, USA

This print is the property of Rotork Process Controls and is loaned in confidence subject to return. All rights to design or invention are reserved.

TITLE :
CMA WIRING DIAGRAM

FOR :
DC POWER OPERATION
LOCAL CONTROLS AND UPS, PAKSCAN
TERMINAL CONNECTIONS



A	INITIAL RELEASE	GVM 1-12-15
REV	DESCRIPTION	DATE

TOLERANCES UNLESS OTHERWISE SPECIFIED .XX = ±.02 XXX = ±.005 ANGULAR ±1°		
SCALE: NTS		
DRAWN: GVM	PROD. DV.	PROD. ENG.
DATE: 1-12-15	DATE:	DATE:

rotork[®]
Process Controls
 MILWAUKEE, WISCONSIN, USA

This print is the property of Rotork Process Controls and is loaned in confidence subject to return. All rights to design or invention are reserved.

TITLE : CMA WIRING DIAGRAM		
FOR : DC POWER OPERATION LOCAL CONTROLS AND UPS, PAKSCAN TERMINAL CONNECTIONS		
SHT 3 OF 3	A	M12-KS