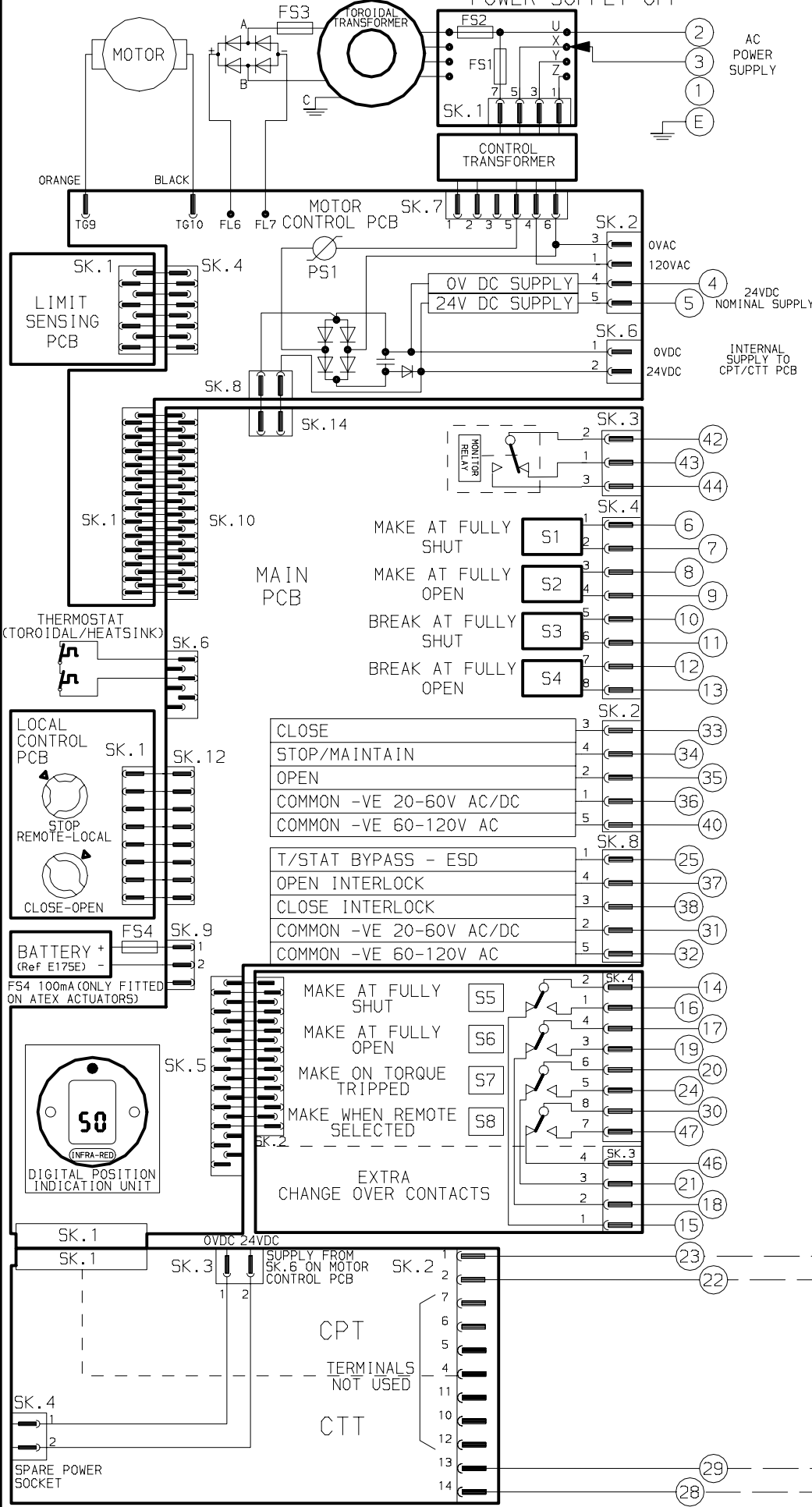


CIRCUIT DRAWN WITH
POWER SUPPLY OFF



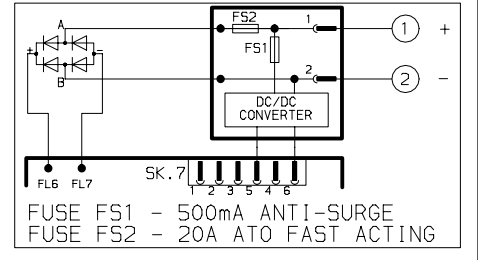
FOR TYPICAL REMOTE CONTROL
DETAILS SEE DOCUMENT
RWS300

TRANSFORMER TAPPING OPTIONS

TYPE 1			TYPE 2		
TAP	NOM	RANGE	TAP	NOM	RANGE
X	100	80-120	X	200	160-240
Y	110	88-132	Y	230	184-276
Z	120	96-144	Z	270	216-324
FS1-250mA A/S FS2-5A A/S			FS1-150mA A/S FS2-2.5A A/S		

TYPE 3			TYPE 4		
TAP	NOM	RANGE	TAP	NOM	RANGE
X	380	304-456	X	480	384-576
Y	400	320-480	Y	575	460-690
Z	415	332-498	Z	690	552-828
FS1-100mA A/S FS2-1.5A A/S			FS1-50mA A/S FS2-1.6A F/A		

TRANSFORMER TYPES 1, 2, 3 & 4 -
FUSE FS3 - 20A ATO FAST ACTING



ALL TRANSFORMER TYPES -
PS1 SELF RESETTING FUSE

NOTE
REFER TO PUBLICATION E175E FOR
APPROVED FUSES FS1, FS2 AND FS3.

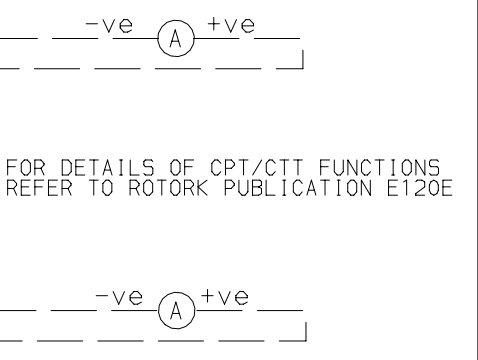
MAX EXTERNAL LOAD ON TERMINALS
4 & 5 TO BE 5W.

CONTROL SIGNAL THRESHOLD VOLTAGES
TO BE MINIMUM 'ON' 20V AC/DC
MAXIMUM 'OFF' = 3V
MINIMUM CONTROL SIGNAL DURATION
TO BE 300mS.

CURRENT DRAWN FROM EACH REMOTE
CONTROL SIGNAL IS 5mA ON 24V DC
OR 12mA ON 120V AC

WIRES ARE IDENTIFIED AT EACH END
BY TERMINAL No. OR TAG No.

INDICATION CONTACTS S1-S4 AND EXTRA
INDICATION CONTACTS S5-S8 ARE SHOWN
IN THEIR DEFAULT CONFIGURATION.
CONTACTS MAY BE CONFIGURED FOR ANY
OF THE FUNCTIONS DESCRIBED IN E175E



No	DATE	REVISION DETAILS
02	090903 P.J.W	MTR CONNECTION NOTE REMOVED CHECKED T.H

www.rotork.com

ROTORK CONTROLS LTD
BATH, BA1 3JQ
ENGLAND
Tel: 01225-733200

ROTORK CONTROLS INC
ROCHESTER
NY 14624, USA
Tel: 585-328-1550

CONFIG BY PJW
DATE 010803
CHECKED TH
BASE WD 6130-000
JOB No -
M.I.No -

IQT + CPT + CTT &
INDICATION RELAYS

CIRCUIT DIAGRAM No -REV 107
6130-000-02

B1 C1 B2 C2 B1 C1 M1 V1