

Document Title: 125V DC NEGATIVE IQ REMOTE CONTROL CIRCUITRY + FOLOMATIC (24VDC)

THE BLUETOOTH® SETTING TOOL ENABLES ALL CONFIGURABLE ACTUATOR SETTINGS TO BE MADE.

BEFORE PUTTING THE ACTUATOR INTO SERVICE, IT MUST BE INSTALLED AND COMMISSIONED IN ACCORDANCE WITH PUBLICATION PUB002-039 INSTALLATION AND MAINTENANCE INSTRUCTIONS.
UNLESS SPECIFIED WITH ORDER, THE ACTUATOR IS DESPATCHED WITH DEFAULT SETTINGS AS LISTED IN PUBLICATION PUB002-040.

FOR IQ CONTROL AND MONITORING FACILITIES, REFER TO PUBLICATION PUB002-041.

NOTE:

ACTUATOR REMOTE CONTROL SIGNALS MUST BE EXTERNALLY SUPPLIED.

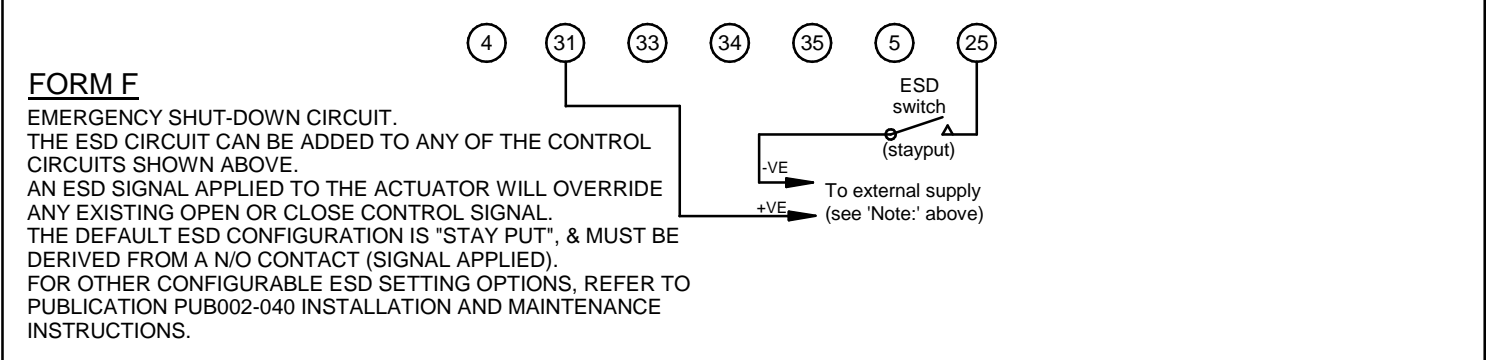
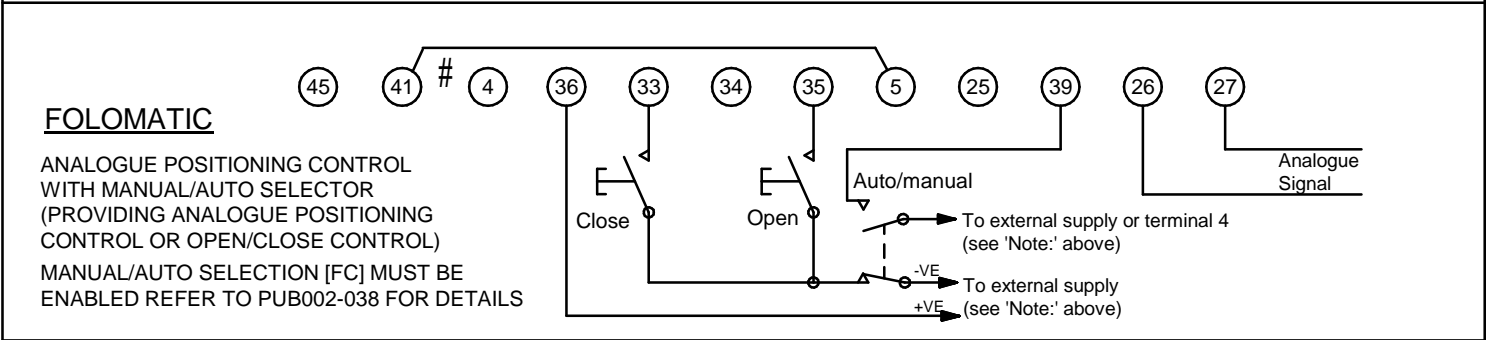
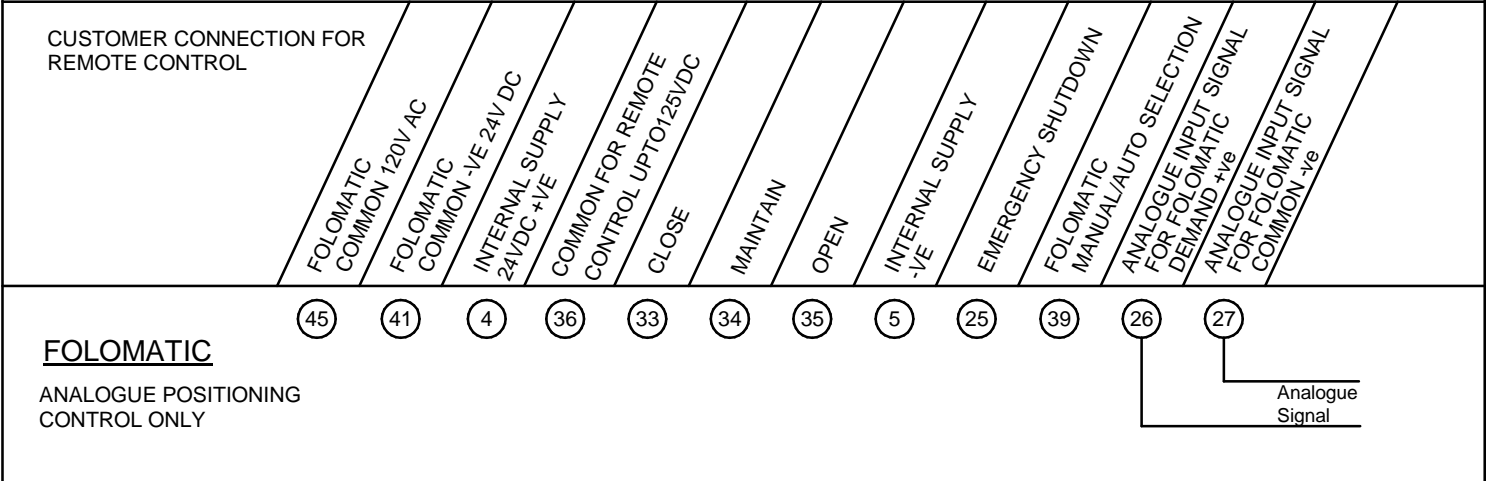
THE INTERNAL 24VDC CAN NOT BE USED TO SUPPLY THE REMOTE CONTROL SIGNALS.
CONNECT CONTROL CONTACTS TO EXTERNAL SUPPLY -VE CONNECT SUPPLY +VE AS FOLLOWS:-
TO TERMINAL 36 & 31 FOR SUPPLIES 50VDC TO 125VDC.

INTERNALLY SUPPLIED FOLOMATIC:

FIT LINK 5 - 41 AND CONNECT TERMINAL 4 TO FOLOMATIC MANUAL/AUTO TERMINAL 39 AS SHOWN.

EXTERNALLY SUPPLIED FOLOMATIC:

CONNECT FOLOMATIC CONTROL CONTACTS TO EXTERNAL SUPPLY LIVE/+VE. CONNECT SUPPLY ZERO/-VE AS FOLLOWS:-
TO TERMINAL 41 FOR SUPPLIES UP TO 60VAC OR DC
TO TERMINAL 45 FOR SUPPLIES UP TO 120VAC



THE BLUETOOTH® WORD MARK AND LOGOS ARE REGISTERED TRADEMARKS OWNED BY SIG, INC AND ANY USE OF SUCH MARKS BY ROTORK IS UNDER LICENCE.