

NOTES:

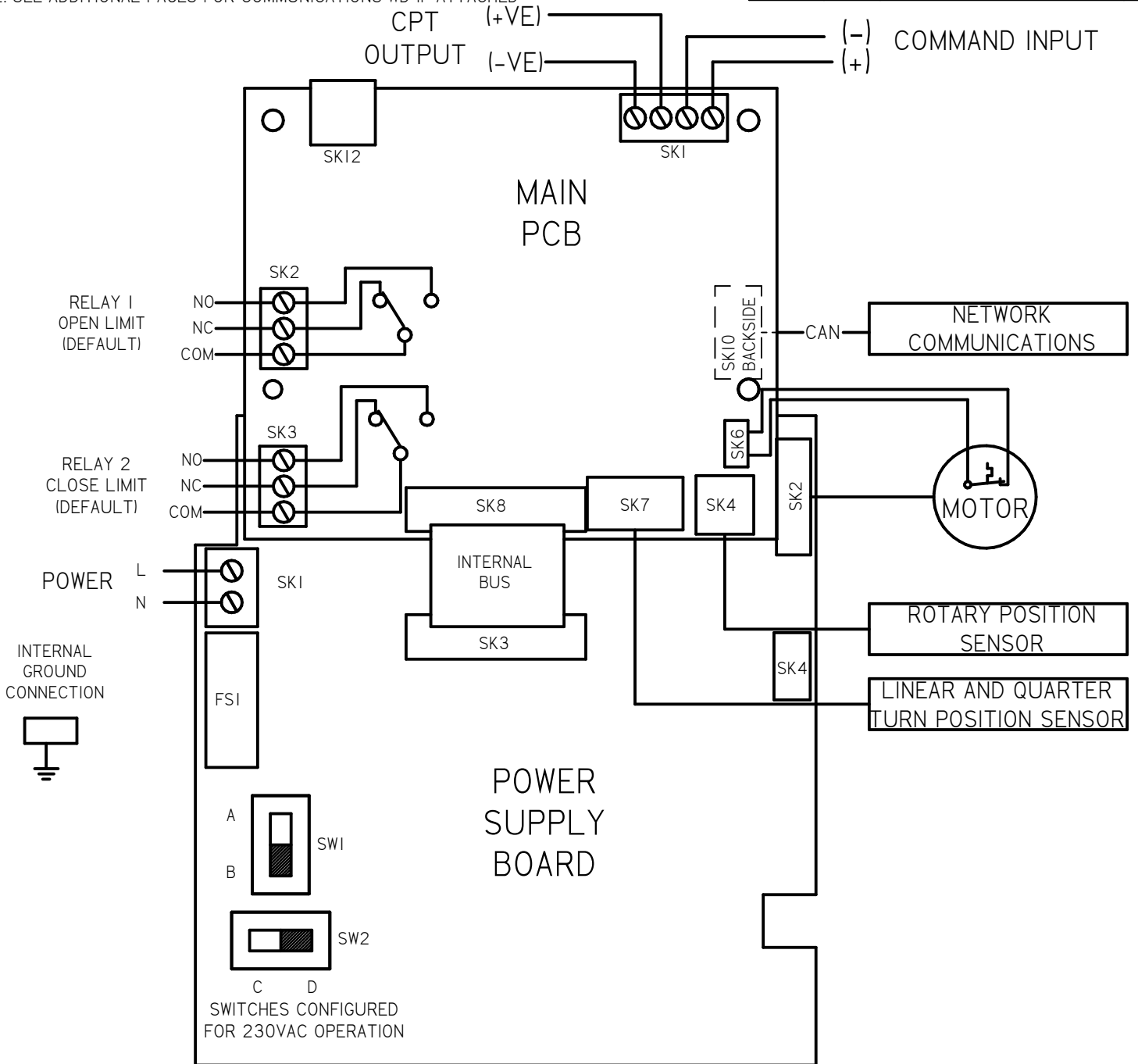
1. 4-20 mA OUTPUT, 24VDC NOMINAL, (18-30 VDC MAX)
2. SEE ADDITIONAL PAGES FOR COMMUNICATIONS W/D IF ATTACHED

SHT  
1 OF 2

**A**

M00-20

REV  
**A**



INPUT VOLTAGE	SW1	SW2
110 VAC	A	C
115 VAC	A	D
208 VAC	B	C
230 VAC	B	D

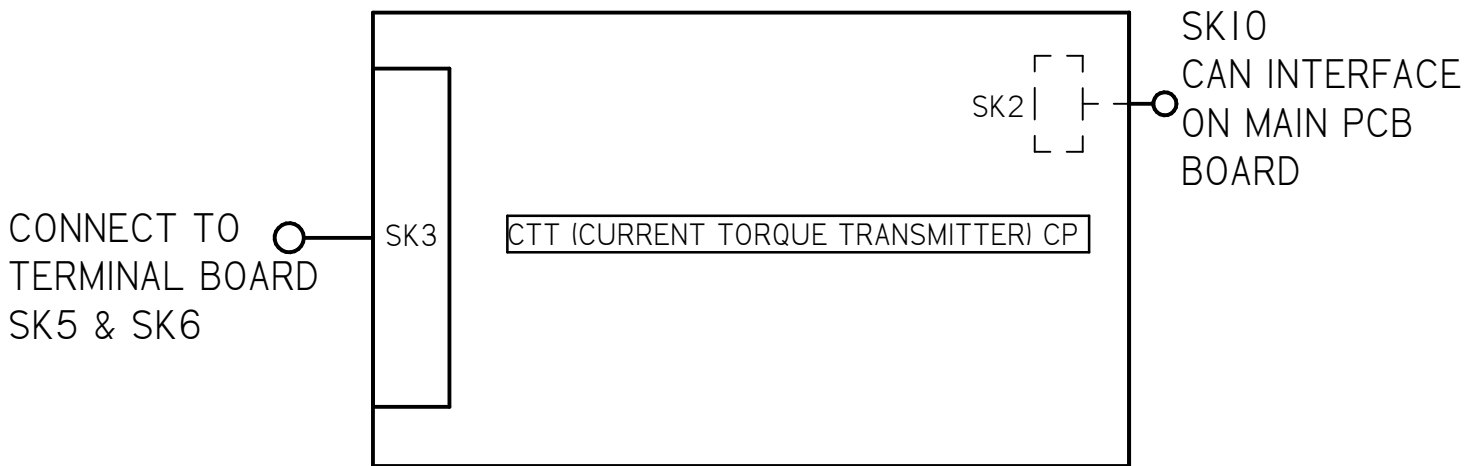
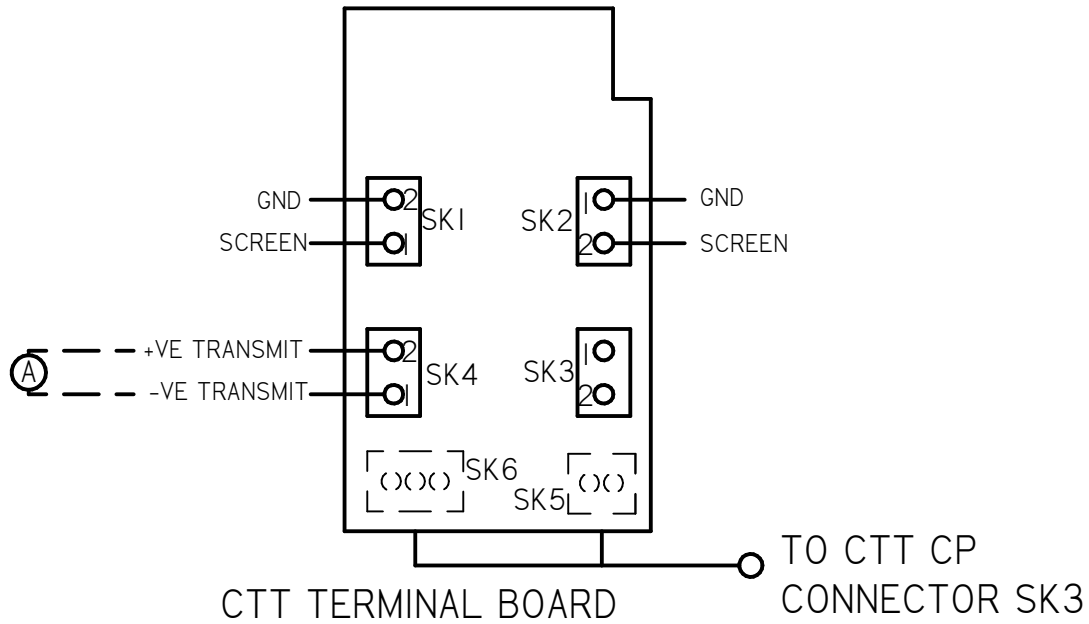
REV	DESCRIPTION	DATE
A	INITIAL RELEASE	GVM 6/23/15

TOLERANCES UNLESS OTHERWISE SPECIFIED .XX = ±.02 XXX = ±.005 ANGULAR ±1°		
SCALE: NTS		
DRAWN: GVM	PROD. DV.	PROD. ENG. CHK
DATE: 6/23/15	DATE:	DATE: 6/23/15

**rotork**<sup>®</sup>  
Process Controls  
MILWAUKEE, WISCONSIN, USA


This print is the property of Rotork Process Controls and is loaned in confidence subject to return. All rights to design or invention are reserved.

TITLE : CMA WIRING DIAGRAM		
FOR : AC POWER OPERATION CURRENT TORQUE TRANSMITTER TERMINAL CONNECTIONS		
SHT 1 OF 2	<b>A</b>	M00-20



A	INITIAL RELEASE	GVM 6/23/15
REV	DESCRIPTION	DATE

<b>TOLERANCES</b> UNLESS OTHERWISE SPECIFIED .XX = ±.02    XXX = ±.005    ANGULAR ±1°		
SCALE: <b>NTS</b>		
DRAWN: <b>GVM</b>	PROD. DV.	PROD. ENG. <b>CHK</b>
DATE: <b>6/23/15</b>	DATE:	DATE: <b>6/23/15</b>

  
**Process Controls**  
 MILWAUKEE, WISCONSIN, USA

This print is the property of Rotork Process Controls and is loaned in confidence subject to return. All rights to design or invention are reserved.

TITLE : <b>CMA WIRING DIAGRAM</b>		
FOR : AC POWER OPERATION CURRENT TORQUE TRANSMITTER TERMINAL CONNECTIONS		
SHT 2 OF 2	<b>A</b>	<b>M00-20</b>