

NOTES:

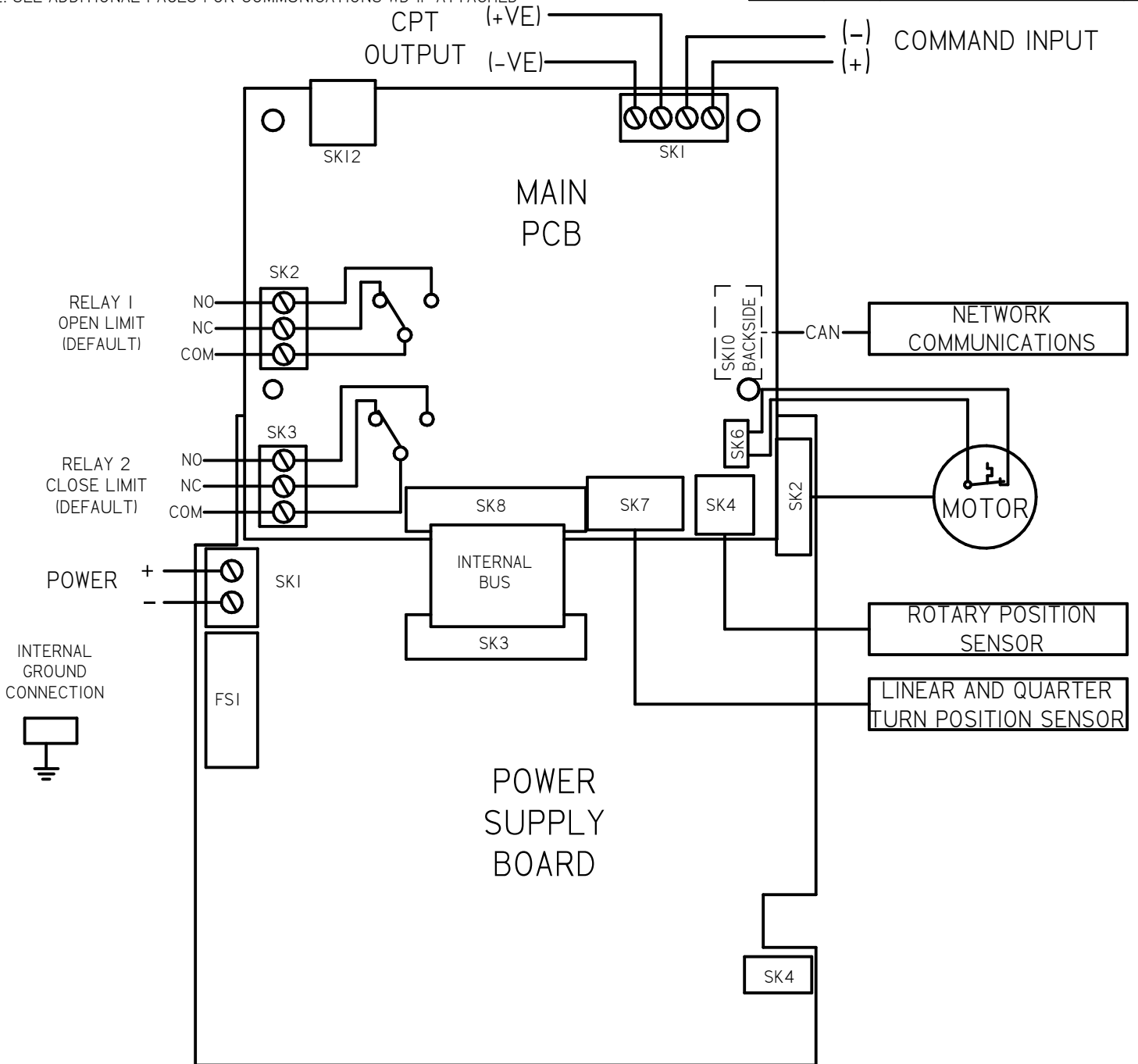
1. 4-20 mA OUTPUT, 24VDC NOMINAL, (18-30 VDC MAX)
2. SEE ADDITIONAL PAGES FOR COMMUNICATIONS W/D IF ATTACHED

SHT
1 OF 2

A

M10-20

REV
A



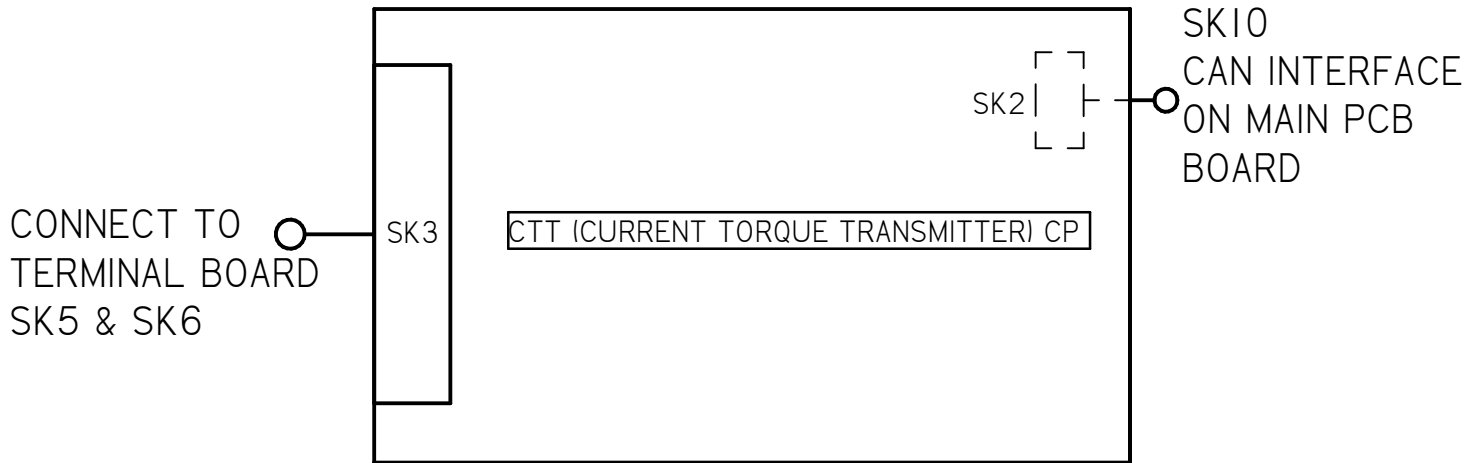
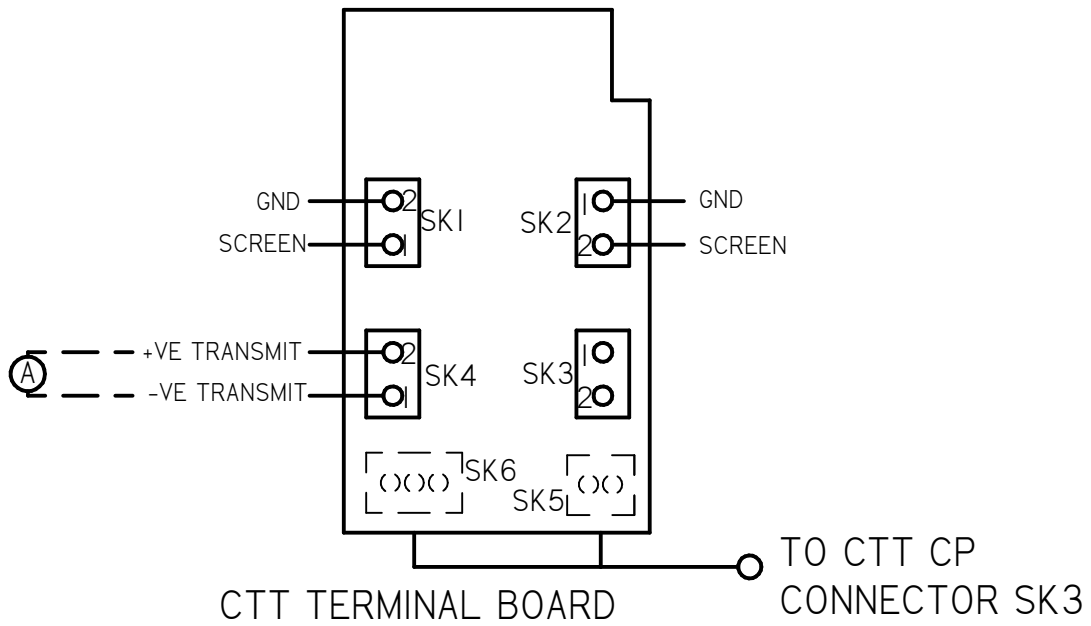
A	INITIAL RELEASE	GVM 6/23/15
REV	DESCRIPTION	DATE

<p>TOLERANCES UNLESS OTHERWISE SPECIFIED .XX = ±.02 XXX = ±.005 ANGULAR ±1°</p>		
<p>SCALE: NTS</p>		
<p>DRAWN: GVM</p>	<p>PROD. DV.</p>	<p>PROD. ENG. CHK</p>
<p>DATE: 6/23/15</p>	<p>DATE:</p>	<p>DATE: 6/23/15</p>

rotork[®]
Process Controls
MILWAUKEE, WISCONSIN, USA


This print is the property of Rotork Process Controls and is loaned in confidence subject to return. All rights to design or invention are reserved.

<p>TITLE : CMA WIRING DIAGRAM</p>		
<p>FOR : DC POWER OPERATION CURRENT TORQUE TRANSMITTER TERMINAL CONNECTIONS</p>		
SHT 1 OF 2	A	M10-20



A	INITIAL RELEASE	GVM 6/23/15
REV	DESCRIPTION	DATE

TOLERANCES UNLESS OTHERWISE SPECIFIED .XX = ±.02 XXX = ±.005 ANGULAR ±1°		
SCALE: NTS		
DRAWN: GVM	PROD. DV.	PROD. ENG. CHK
DATE: 6/23/15	DATE:	DATE: 6/23/15


Process Controls
 MILWAUKEE, WISCONSIN, USA

This print is the property of Rotork Process Controls and is loaned in confidence subject to return. All rights to design or invention are reserved.

TITLE : CMA WIRING DIAGRAM		
FOR : DC POWER OPERATION CURRENT TORQUE TRANSMITTER TERMINAL CONNECTIONS		
SHT 2 OF 2	A	M10-20