

A	INITIAL RELEASE	ECE 12APR18
REV	DESCRIPTION	DATE

NOTES:  
 1. 4-20 mA OUTPUT, 24VDC NOMINAL, (18-30 VDC MAXI)  
 2. SEE ADDITIONAL PAGES FOR COMMUNICATIONS WD IF ATTACHED

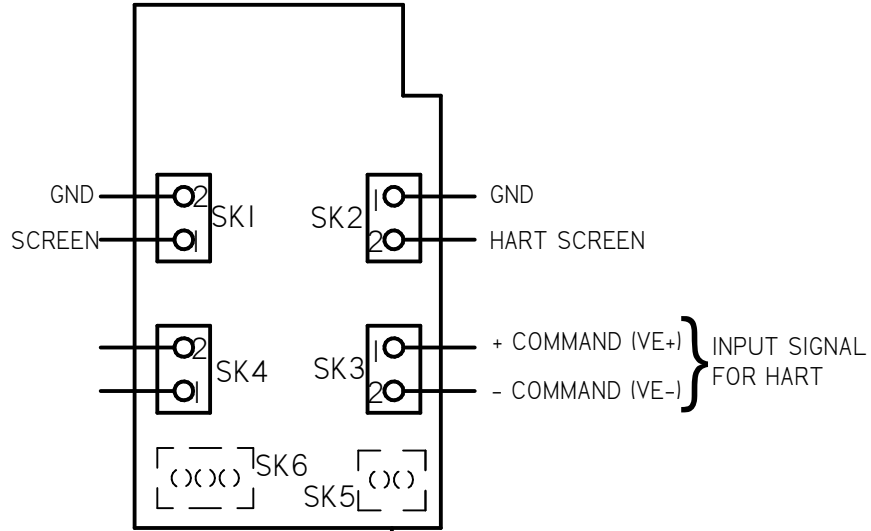
<b>TOLERANCES</b> UNLESS OTHERWISE SPECIFIED .XX = ±.02    XXX = ±.005    ANGULAR ±1°		
SCALE: <b>NTS</b>		
DRAWN: <b>ECE</b>	PROD. DV.	PROD. ENG.
DATE: <b>12APR18</b>	DATE:	DATE:

**rotork**<sup>®</sup>  
Controls

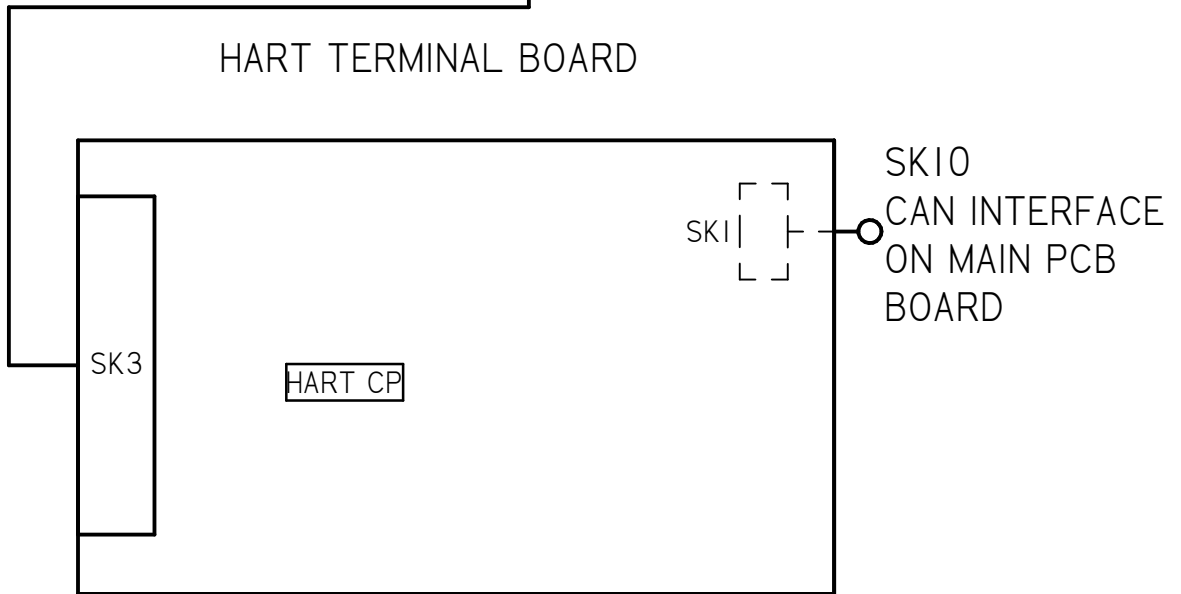
MILWAUKEE, WISCONSIN, USA

This print is the property of Rotork Process Controls and is loaned in confidence subject to return. All rights to design or invention are reserved.

TITLE : <b>CMA 1500 &amp; 3000 WIRING DIAGRAM</b>	
FOR : <b>24V DC POWER OPERATION LOCAL CONTROLS, RIRO, HART</b>	
SHT 1 OF 3	<b>M42-HD</b>



HART TERMINAL BOARD



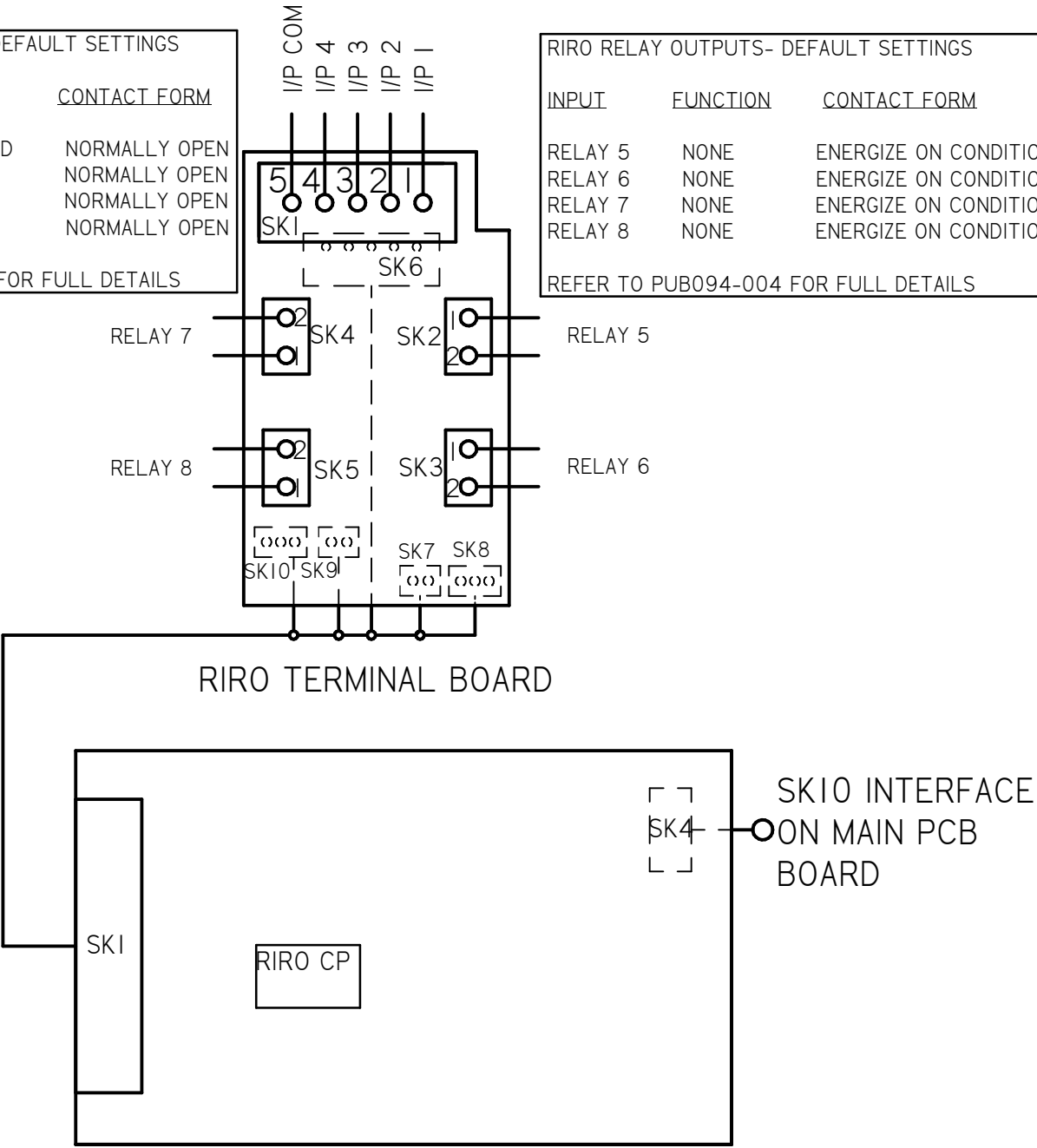
A	INITIAL RELEASE		ECE		
			12APR18		
REV	DESCRIPTION		DATE		
<b>TOLERANCES</b> UNLESS OTHERWISE SPECIFIED .XX = ±.02    XXX = ±.005    ANGULAR ±1°			 MILWAUKEE, WISCONSIN, USA		TITLE : <b>CMA 1500 &amp; 3000</b> <b>WIRING DIAGRAM</b>
SCALE: <b>NTS</b>					FOR : 24V DC POWER OPERATION LOCAL CONTROLS, RIRO, HART
DRAWN:	PROD. DV.	PROD. ENG.	This print is the property of Rotork Process Controls and is loaned in confidence subject to return. All rights to design or invention are reserved.		SHT
ECE					2 OF 3
DATE:	DATE:	DATE:	<b>M42-HD</b>		
12APR18					

RIRO REMOTE INPUTS - DEFAULT SETTINGS		
INPUT	FUNCTION	CONTACT FORM
I/P1	CLOSE COMMAND	NORMALLY OPEN
I/P2	STOP/MAINTAIN	NORMALLY OPEN
I/P3	OPEN COMMAND	NORMALLY OPEN
I/P4	ESD	NORMALLY OPEN

REFER TO PUB094-004 FOR FULL DETAILS


RIRO RELAY OUTPUTS- DEFAULT SETTINGS		
INPUT	FUNCTION	CONTACT FORM
RELAY 5	NONE	ENERGIZE ON CONDITION
RELAY 6	NONE	ENERGIZE ON CONDITION
RELAY 7	NONE	ENERGIZE ON CONDITION
RELAY 8	NONE	ENERGIZE ON CONDITION

REFER TO PUB094-004 FOR FULL DETAILS



A	INITIAL RELEASE	ECE 12APR18
REV	DESCRIPTION	DATE

<b>TOLERANCES</b> UNLESS OTHERWISE SPECIFIED .XX = ±.02    XXX = ±.005    ANGULAR ±1°		
SCALE: <b>NTS</b>		
DRAWN: <b>ECE</b>	PROD. DV.	PROD. ENG.
DATE: <b>12APR18</b>	DATE:	DATE:

  
**rotork**  
**Controls**  
 MILWAUKEE, WISCONSIN, USA

This print is the property of Rotork Process Controls and is loaned in confidence subject to return. All rights to design or invention are reserved.

TITLE : <b>CMA 1500 &amp; 3000 WIRING DIAGRAM</b>	
FOR : 24V DC POWER OPERATION LOCAL CONTROLS, RIRO, HART	
SHT 3 OF 3	<b>M42-HD</b>