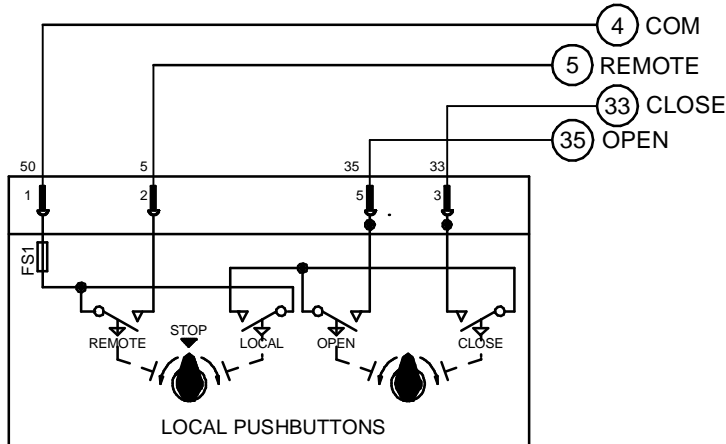
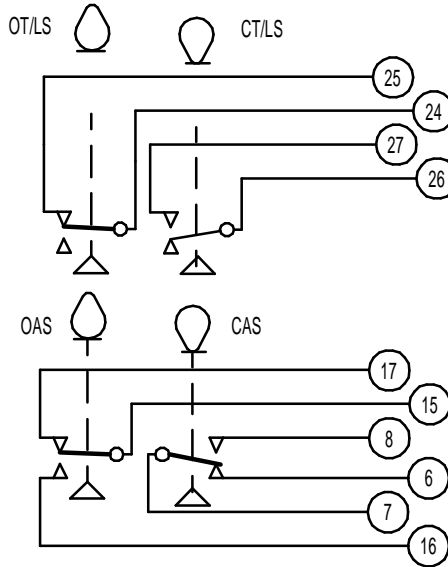



CIRCUIT IS DRAWN FOR A VALVE IN THE FULLY CLOSED POSITION

CIRCUIT IS DRAWN FOR A VALVE IN THE FULLY CLOSED POSITION



Circuit Diagram No - Issue No

**5P00Q00 - 1**

THERMOSTAT

3 PHASE SUPPLY

OT/LS - OPEN TORQUE/LIMIT SWITCH.  
 CT/LS - CLOSE TORQUE/LIMIT SWITCH.  
 OAS - OPEN AUXILIARY SWITCH.  
 CAS - CLOSE AUXILIARY SWITCH.

WIRES ARE IDENTIFIED AT EACH END BY TERMINAL NUMBER OR NUMBER SHOWN.

ALLOW MINIMUM 2 SECOND DELAY WHEN CONTROL SIGNALS ARE REVERSED TO ENSURE MOTOR REVERSAL.

**WARNING**

IT IS ESSENTIAL THAT REMOTE CONTROL CIRCUITS ARE DESIGNED SO THAT AN OPEN AND A CLOSE SIGNAL CAN NEVER BE APPLIED SIMULTANEOUSLY.

Iss	Date	Chkd	Revision Details
01	130418	JS	FIRST PRODUCTION ISSUE

**www.rotork.com**

ROTORK CONTROLS (INDIA) PRIVATE LTD  
 28B, AMBATTUR INDUSTRIAL ESTATE (NORTH),  
 AMBATTUR, CHENNAI - 600 098 INDIA.  
 Tel:044-39555600

Q - 3 PHASE + PUSH BUTTON					
Drawn by: JS Date : 130418 Base WD: 5S00Q00 Job No : -- MI No : .	<table border="1"> <tr> <th>Circuit Diagram No</th> <th>Issue No</th> </tr> <tr> <td><b>5P00Q00</b></td> <td><b>1</b></td> </tr> </table>	Circuit Diagram No	Issue No	<b>5P00Q00</b>	<b>1</b>
Circuit Diagram No	Issue No				
<b>5P00Q00</b>	<b>1</b>				