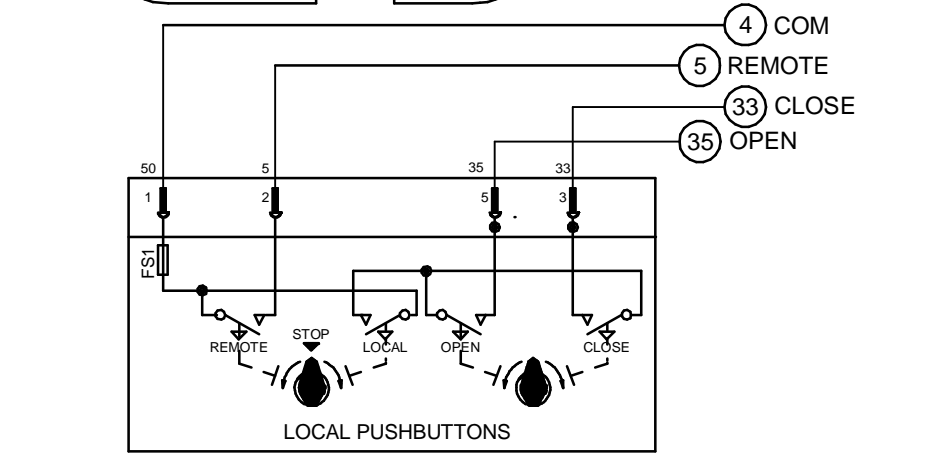
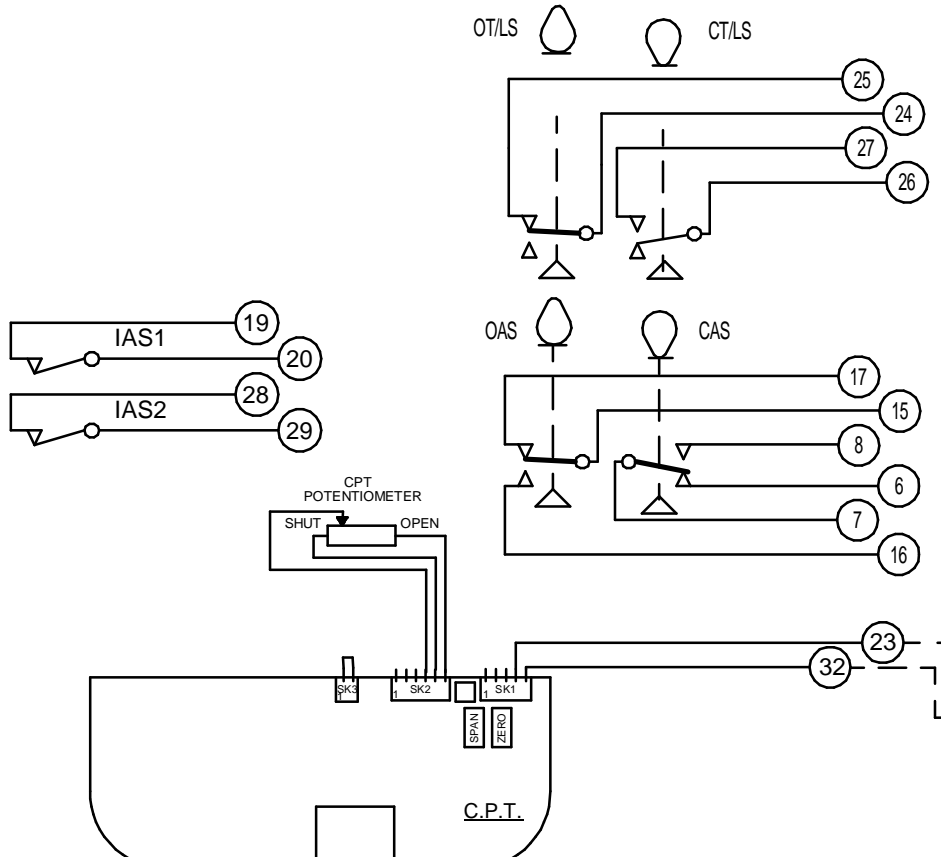



CIRCUIT IS DRAWN FOR A VALVE IN THE FULLY CLOSED POSITION

CIRCUIT IS DRAWN FOR A VALVE IN THE FULLY CLOSED POSITION



Circuit Diagram No - Issue No

5P06Q30 - 2

THERMOSTAT

3 PHASE SUPPLY

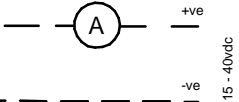
OT/LS - OPEN TORQUE/LIMIT SWITCH.

CT/LS - CLOSE TORQUE/LIMIT SWITCH.

OAS - OPEN AUXILIARY SWITCH.

CAS - CLOSE AUXILIARY SWITCH.

IAS1 & 2 - INTERMEDIATE AUXILIARY SWITCHES ADJUSTABLE TO MAKE OR BREAK INDIVIDUALLY AT ANY POSITION.



WIRES ARE IDENTIFIED AT EACH END BY TERMINAL NUMBER OR NUMBER SHOWN.

ALLOW MINIMUM 2 SECOND DELAY WHEN CONTROL SIGNALS ARE REVERSED TO ENSURE MOTOR REVERSAL.

**WARNING**

IT IS ESSENTIAL THAT REMOTE CONTROL CIRCUITS ARE DESIGNED SO THAT AN OPEN AND A CLOSE SIGNAL CAN NEVER BE APPLIED SIMULTANEOUSLY.

Iss	Date	Chkd	Revision Details
01	130418	JS	FIRST PRODUCTION ISSUE
02	270319	JS	Tstat Terminals was 33 & 35

**www.rotork.com**

ROTORK CONTROLS (INDIA) PRIVATE LTD  
28B, AMBATTUR INDUSTRIAL ESTATE (NORTH),  
AMBATTUR, CHENNAI - 600 098 INDIA.  
Tel:044-39555600

Q - 3 PH. + P. BUTTON + POT + EXT POWER CPT + INTERMEDIATE SW.

Drawn by: JS  
Date : 130418  
Base WD: 5S00Q00  
Job No : ---  
MI No : ..

Circuit Diagram No		Issue No	
5P06Q30		2	