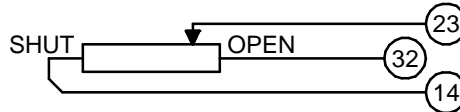
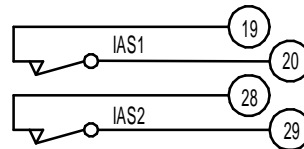
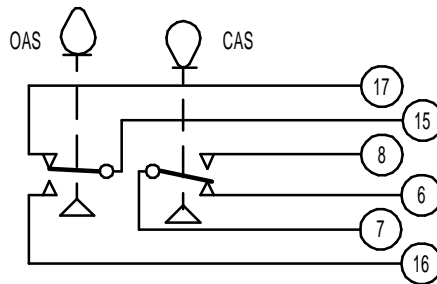
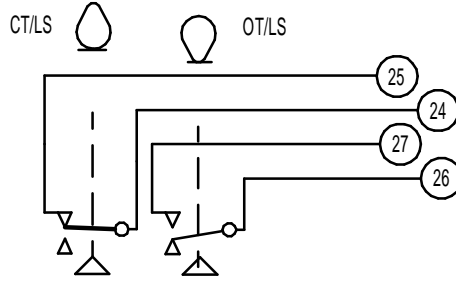



CIRCUIT IS DRAWN FOR A VALVE IN THE FULLY CLOSED POSITION

CIRCUIT IS DRAWN FOR A VALVE IN THE FULLY CLOSED POSITION



Circuit Diagram No - Issue No

5S06Q00A - 1

THERMOSTAT

3 PHASE SUPPLY

OT/LS - OPEN TORQUE/LIMIT SWITCH.  
 CT/LS - CLOSE TORQUE/LIMIT SWITCH.  
 OAS - OPEN AUXILIARY SWITCH.  
 CAS - CLOSE AUXILIARY SWITCH.

IAS1 & 2 - INTERMEDIATE AUXILIARY SWITCHES ADJUSTABLE TO MAKE OR BREAK INDIVIDUALLY AT ANY POSITION.

WIRES ARE IDENTIFIED AT EACH END BY TERMINAL NUMBER OR NUMBER SHOWN.  
 ALLOW MINIMUM 2 SECOND DELAY WHEN CONTROL SIGNALS ARE REVERSED TO ENSURE MOTOR REVERSAL.

**WARNING**

IT IS ESSENTIAL THAT REMOTE CONTROL CIRCUITS ARE DESIGNED SO THAT AN OPEN AND A CLOSE SIGNAL CAN NEVER BE APPLIED SIMULTANEOUSLY.

Iss	Date	Chkd	Revision Details
01	040919	JS	FIRST PRODUCTION ISSUE

**www.rotork.com**

ROTORK CONTROLS (INDIA) PRIVATE LTD  
 28B, AMBATTUR INDUSTRIAL ESTATE (NORTH),  
 AMBATTUR, CHENNAI - 600 098 INDIA.  
 Tel:044-39555600

Q - 3 PHASE STANDARD + POT + 2 INTERMEDIATE SWITCHES	
Drawn by: JS Date : 040919 Base WD: 5S00Q00 Job No : --- MI No : .	Circuit Diagram No <b>5S06Q00A</b> Issue No <b>1</b>