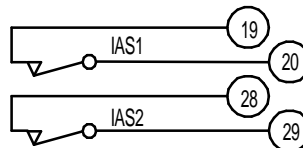
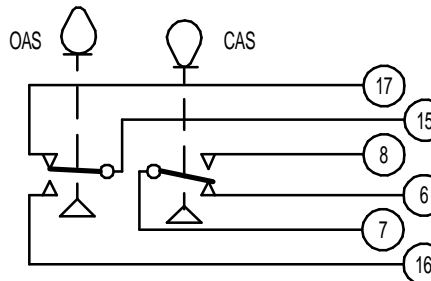

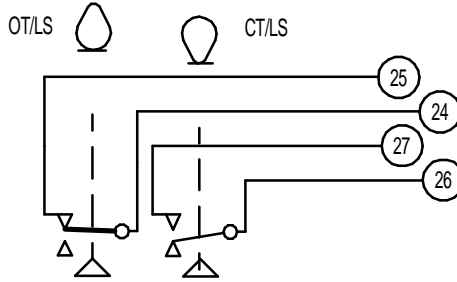



CIRCUIT IS DRAWN FOR A VALVE IN THE FULLY CLOSED POSITION

CIRCUIT IS DRAWN FOR A VALVE IN THE FULLY CLOSED POSITION



Circuit Diagram No - Issue No

5S35Q00 - 1

THERMOSTAT

3 PHASE SUPPLY

OT/LS - OPEN TORQUE/LIMIT SWITCH.

CT/LS - CLOSE TORQUE/LIMIT SWITCH.

OAS - OPEN AUXILIARY SWITCH.

CAS - CLOSE AUXILIARY SWITCH.

IAS1 & 2 - INTERMEDIATE AUXILIARY SWITCHES ADJUSTABLE TO MAKE OR BREAK INDIVIDUALLY AT ANY POSITION.

12W (MAX) HEATER FITTED AS STANDARD. UNLESS OTHERWISE REQUESTED, HEATERS FITTED WILL BE 240V (5.6K OHM).

WIRES ARE IDENTIFIED AT EACH END BY TERMINAL NUMBER OR NUMBER SHOWN.

ALLOW MINIMUM 2 SECOND DELAY WHEN CONTROL SIGNALS ARE REVERSED TO ENSURE MOTOR REVERSAL.

WARNING

IT IS ESSENTIAL THAT REMOTE CONTROL CIRCUITS ARE DESIGNED SO THAT AN OPEN AND A CLOSE SIGNAL CAN NEVER BE APPLIED SIMULTANEOUSLY.

Iss	Date	Chkd	Revision Details
01	180118	JS	FIRST PRODUCTION ISSUE

www.rotork.com

ROTORK CONTROLS (INDIA) PRIVATE LTD
28B, AMBATTUR INDUSTRIAL ESTATE (NORTH),
AMBATTUR, CHENNAI - 600 098 INDIA.
Tel:044-39555600

Q - 3 PHASE STANDARD + HEATER + 2 INTERMEDIATE SWITCHES					
Drawn by: JS Date : 180118 Base WD: 5S00Q00 Job No : --- MI No : ..	<table border="1"> <tr> <th>Circuit Diagram No</th> <th>Issue No</th> </tr> <tr> <td>5S35Q00</td> <td>1</td> </tr> </table>	Circuit Diagram No	Issue No	5S35Q00	1
Circuit Diagram No	Issue No				
5S35Q00	1				