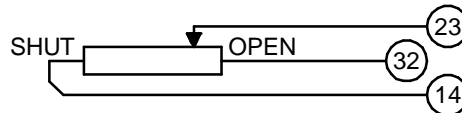
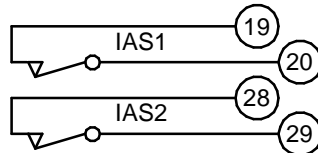
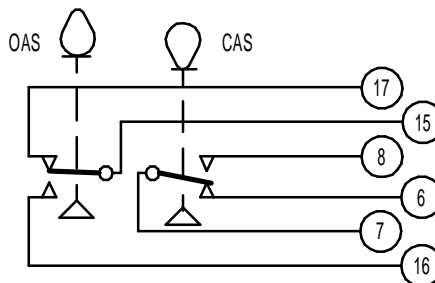

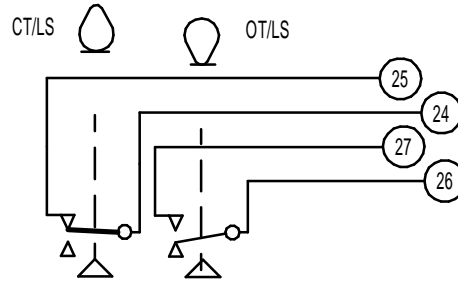



CIRCUIT IS DRAWN FOR A VALVE IN THE FULLY CLOSED POSITION

CIRCUIT IS DRAWN FOR A VALVE IN THE FULLY CLOSED POSITION



Circuit Diagram No - Issue No

5S36Q00A - 1

THERMOSTAT

3 PHASE SUPPLY

OT/LS - OPEN TORQUE/LIMIT SWITCH.

CT/LS - CLOSE TORQUE/LIMIT SWITCH.

OAS - OPEN AUXILIARY SWITCH.

CAS - CLOSE AUXILIARY SWITCH.

IAS1 & 2 - INTERMEDIATE AUXILIARY SWITCHES ADJUSTABLE TO MAKE OR BREAK INDIVIDUALLY AT ANY POSITION.

WIRES ARE IDENTIFIED AT EACH END BY TERMINAL NUMBER OR NUMBER SHOWN.

ALLOW MINIMUM 2 SECOND DELAY WHEN CONTROL SIGNALS ARE REVERSED TO ENSURE MOTOR REVERSAL.

WARNING

IT IS ESSENTIAL THAT REMOTE CONTROL CIRCUITS ARE DESIGNED SO THAT AN OPEN AND A CLOSE SIGNAL CAN NEVER BE APPLIED SIMULTANEOUSLY.

12W (MAX) HEATER FITTED AS STANDARD. UNLESS OTHERWISE REQUESTED, HEATERS FITTED WILL BE : 240V (5.62K OHM).

Iss	Date	Chkd	Revision Details
01	230818	JS	FIRST PRODUCTION ISSUE

www.rotork.com

ROTORK CONTROLS (INDIA) PRIVATE LTD
28B, AMBATTUR INDUSTRIAL ESTATE (NORTH),
AMBATTUR, CHENNAI - 600 098 INDIA.
Tel:044-39555600

Q - 3 PHASE STANDARD + HEATER + POT & 2 INTERMEDIATE SWITCHES.					
Drawn by: JS Date : 230818 Base WD: 5S00Q00 Job No : --- MI No : .	<table border="1"> <tr> <th>Circuit Diagram No</th> <th>Issue No</th> </tr> <tr> <td>5S36Q00A</td> <td>1</td> </tr> </table>	Circuit Diagram No	Issue No	5S36Q00A	1
Circuit Diagram No	Issue No				
5S36Q00A	1				