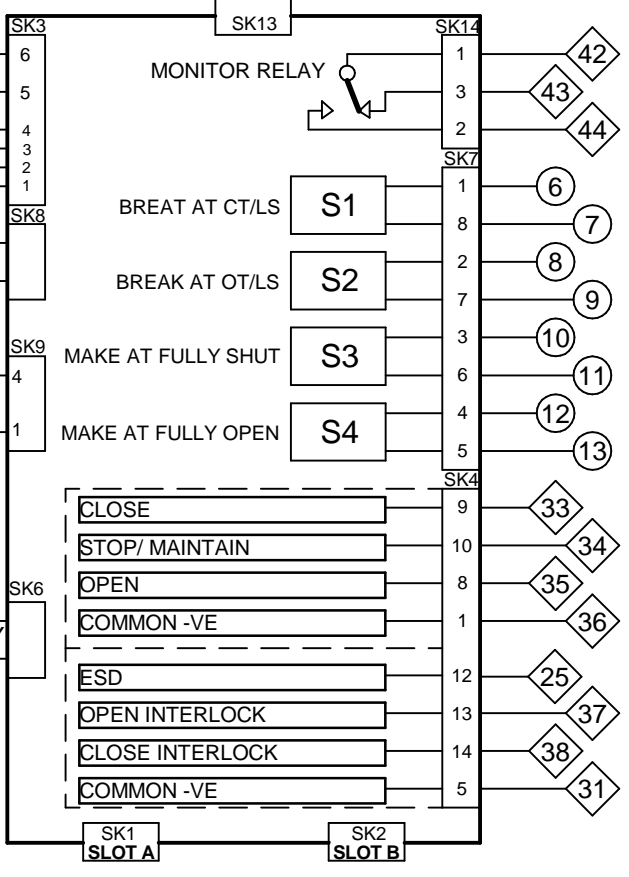
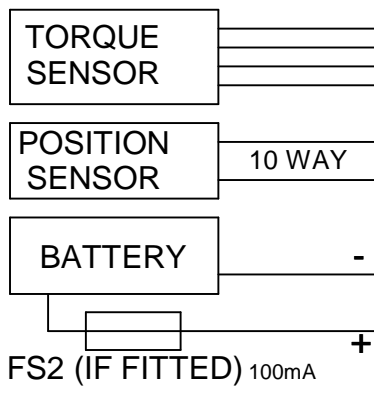


FOR TYPICAL REMOTE CONTROL DETAILS, SEE DOCUMENT **RWS133**

TRANSFORMER TAPPING OPTIONS	
Tap	Nominal 50/60Hz
TYPE 1	
W	220/230
X	380/400
Y	400,415/420
Z	440/460
FUSE FS 1=250mA ANTI-SURGE	
TYPE 2	
W	346/380
X	480/500
Y	240/240
Z	550/575
FUSE FS 1=250mA ANTI-SURGE	
TYPE 3	
X	660/660-690
Y	690/-
FUSE FS 1=150mA ANTI-SURGE	

REFER TO SHEET 2 FOR NOTES & OPTION PCB'S IF FITTED

**DO NOT CONNECT TO TERMINALS MARKED**



Iss	Date	Chkd	Revision Details
1	120424	JC1	First Issue

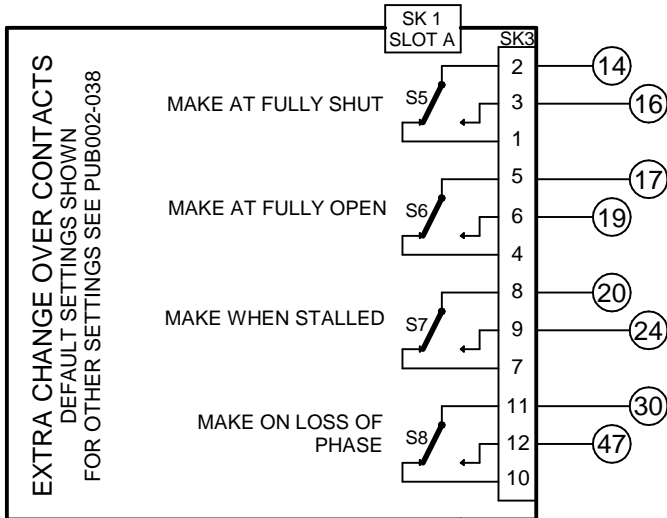
**www.rotork.com**

ROTORK CONTROLS LTD  
BATH, BA1 3JQ  
ENGLAND  
Tel:01225-733200

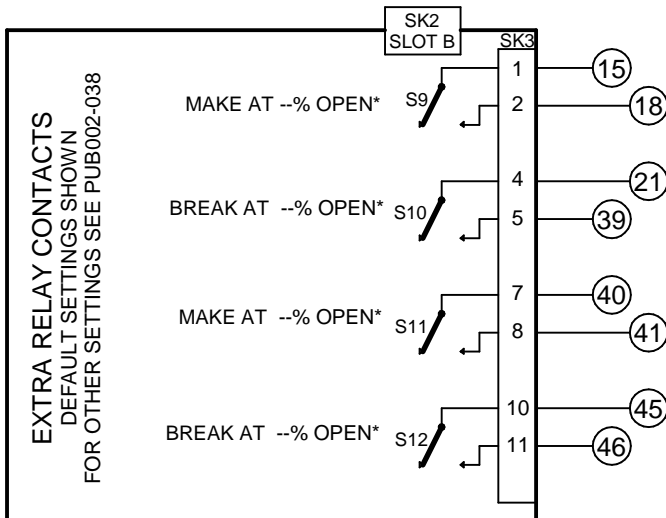
ROTORK CONTROLS INC  
ROCHESTER  
NY 14624, USA  
Tel:585-247-2304

IQ SET + 120VAC CUSTOMER SUPPLY + INDICATION RELAYS S5-S12 (2229-00)		Circuit Diagram Number		Issue No	Sheet
		<b>110S0020</b>		<b>1</b>	<b>1</b>
92	94	B1	C1	B2	C2
J1	T1	A1	A2	A1	A2
MI No : - -				of 2	

## SLOT A



## SLOT B



### NOTES

#### 1.FUSES:

- PS1 is a self-resetting fuse.
- Refer to publication PUB002-039 for approved fuses FS1 and FS2.
- Actuator rated voltage specified on nameplate. Voltage tolerance +/-10%, applies for rated torque performance; duty cycle is not guaranteed.

#### 2.CONTROL:

- Supply provided on terminals 4 & 5 only available when power is applied to the actuator :
  - Max external load 5W at 24Vdc / 5VA at 120Vac
- Connect motor control contactor coils in series with CT/LS S1(closed) and OT/LS S2(open).
- Voltage applied to CT/LS & OT/LS must not exceed 120V AC or DC.
- Maximum individual switching power must not exceed 60W inductive or 150W resistive.

#### 3.INDICATION:

- For typical position, status and alarm indication see PUB002-041.
- “S” contacts are user configurable and are shown in their default setting.
- Voltage applied to indication contacts must not exceed 120V AC or DC
- Maximum individual Switching power must not exceed 60W inductive load or 150W resistive load
- Total switched current for contacts S1 to S4 must not exceed 8A, with maximum individual current of 5A.

#### 4.BATTERY:

- Battery maintains local and remote “S” contact indication only.
- Refer to installation manual for approved replacement battery types.