

# IECEX Certificate of Conformity

## INTERNATIONAL ELECTROTECHNICAL COMMISSION IEC Certification Scheme for Explosive Atmospheres

for rules and details of the IECEx Scheme visit [www.iecex.com](http://www.iecex.com)

Certificate No.: IECEx BAS 07.0029X issue No.:7

Status: **Current**

Date of Issue: 2016-02-17 Page 1 of 4

Applicant: **Rotork Midland Ltd**  
Patrick Gregory Road  
Wolverhampton  
West Midlands  
WV11 3DZ  
United Kingdom

Certificate history:  
Issue No. 7 (2016-2-17)  
Issue No. 6 (2015-5-29)  
Issue No. 5 (2012-5-9)  
Issue No. 4 (2012-3-21)  
Issue No. 3 (2009-10-2)  
Issue No. 2 (2009-4-28)  
Issue No. 1 (2008-12-4)  
Issue No. 0 (2007-7-26)

Electrical Apparatus: **A 70 Series Exd Solenoid Operator**  
Optional accessory:


Type of Protection: **Ex d**

Marking: **Ex db IIC T6 Gb Tamb (-50°C to +60°C)**  
**Ex db IIC T4 Gb Tamb (-50°C to +80°C)**

Approved for issue on behalf of the IECEx Certification Body: R S Sinclair

Position: Technical Manager

Signature:  
(for printed version)

  
\_\_\_\_\_  
18/2/16

Date:


1. This certificate and schedule may only be reproduced in full.
2. This certificate is not transferable and remains the property of the issuing body.
3. The Status and authenticity of this certificate may be verified by visiting the Official IECEx Website.

Certificate issued by:

SGS Baseefa Limited  
Rockhead Business Park  
Staden Lane  
Buxton  
Derbyshire  
SK17 9RZ  
United Kingdom

**SGS**





# IECEX Certificate of Conformity

Certificate No.: IECEx BAS 07.0029X

Date of Issue: 2016-02-17

Issue No.: 7

Page 2 of 4

Manufacturer: **Rotork Midland Ltd**  
Patrick Gregory Road  
Wolverhampton  
West Midlands  
WV11 3DZ  
United Kingdom

Additional Manufacturing location  
(s):

This certificate is issued as verification that a sample(s), representative of production, was assessed and tested and found to comply with the IEC Standard list below and that the manufacturer's quality system, relating to the Ex products covered by this certificate, was assessed and found to comply with the IECEx Quality system requirements. This certificate is granted subject to the conditions as set out in IECEx Scheme Rules, IECEx 02 and Operational Documents as amended.

#### STANDARDS:

The electrical apparatus and any acceptable variations to it specified in the schedule of this certificate and the identified documents, was found to comply with the following standards:

**IEC 60079-0 : 2011** Explosive atmospheres - Part 0: General requirements  
Edition: 6.0

**IEC 60079-1 : 2014-06** Explosive atmospheres - Part 1: Equipment protection by flameproof enclosures "d"  
Edition: 7.0

*This Certificate does not indicate compliance with electrical safety and performance requirements other than those expressly included in the Standards listed above.*

#### TEST & ASSESSMENT REPORTS:

*A sample(s) of the equipment listed has successfully met the examination and test requirements as recorded in*

##### Test Report:


GB/BAS/ExTR07.0069/00  
GB/BAS/ExTR09.0194/00

GB/BAS/ExTR08.0241/00  
GB/BAS/ExTR12.0126/00

GB/BAS/ExTR09.0071/00  
GB/BAS/ExTR16.0014/00

##### Quality Assessment Report:

GB/SIR/QAR07.0001/06



# IECEX Certificate of Conformity

Certificate No.: IECEx BAS 07.0029X

Date of Issue: 2016-02-17

Issue No.: 7

Page 3 of 4

## Schedule

### EQUIPMENT:

*Equipment and systems covered by this certificate are as follows:*

A Type 70 Series Solenoid Operator comprises a circular enclosure with a threaded cover manufactured from aluminium or stainless steel. The enclosure has an operating rod passing through the centre of the base. Internally there are terminals and a solenoid coil.

To obviate the risk from internal hotspots associated the enclosure must not be opened for 40 minutes after isolation. A label stating this information is fitted externally to each and every enclosure.


Cable entry holes are provided as specified on the certified drawings for the accommodation of flameproof cable entry devices, with or without the interposition of a flameproof thread adapter. Unused entries are to be fitted with certified flameproof stopping plugs.

The cable entry devices, thread adapters and stopping plugs shall be suitable for the equipment, the cable and the conditions of use and shall be certified as Equipment (not a Component).

Internal and external earthing facilities are provided.

### CONDITIONS OF CERTIFICATION: YES as shown below:

1. The equipment has a specified flamepath gap between the enclosure bore and the operating rod which is less than the maximum permitted by the standard IEC 60079-1: 2003. The user shall ensure that, in service, the diametral clearance of this flamepath does not exceed 0.063mm



# IECEx Certificate of Conformity

Certificate No.: IECEx BAS 07.0029X

Date of Issue: 2016-02-17

Issue No.: 7

Page 4 of 4

## DETAILS OF CERTIFICATE CHANGES (for issues 1 and above):

### Variation 7.1

Limitation of the external paint thickness to a maximum of 0.2mm

### Variation 7.2

The equipment covered by this certificate has been reviewed against the requirements of IEC 60079-0: 2011 and IEC 60079-1: 2014 in respect of the differences from the original standards and compliance is confirmed

ExTR: GB/BAS/ExTR16.0014/00

File Reference: 15/0559